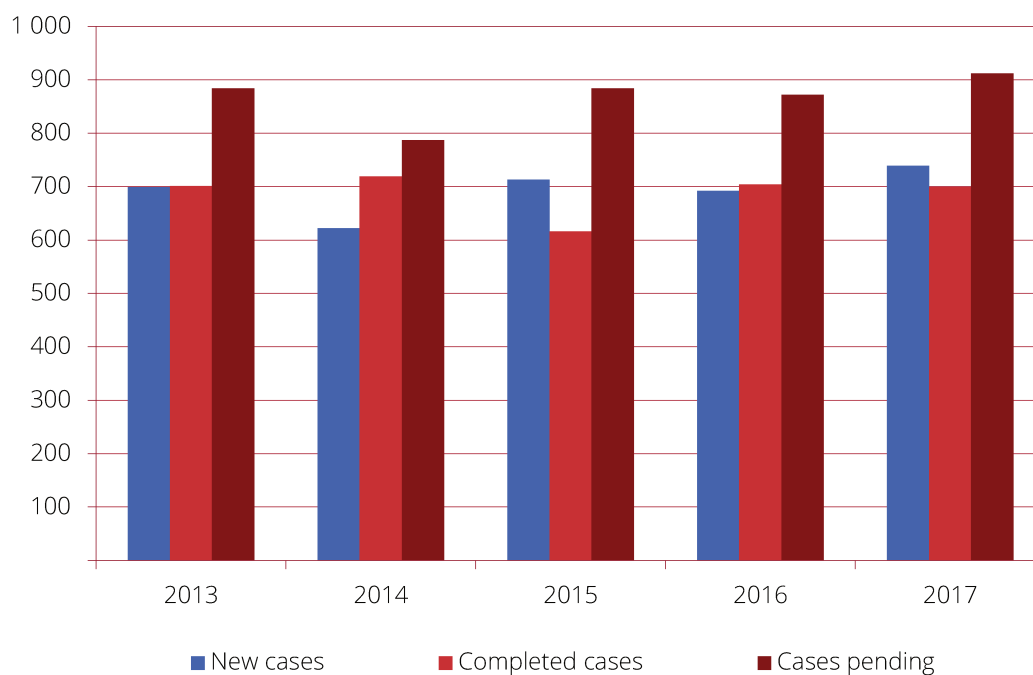


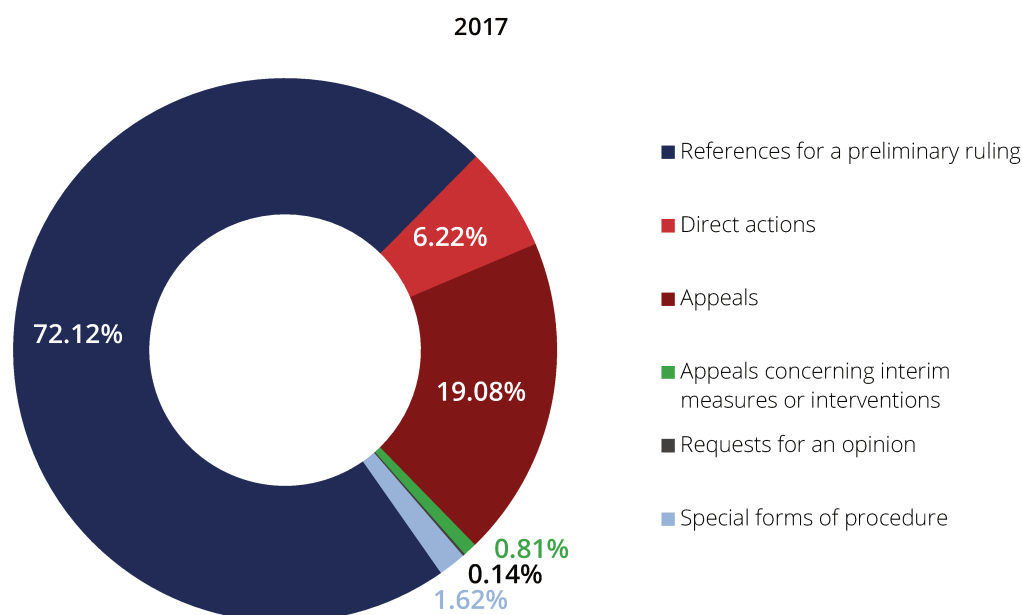
## I. GENERAL ACTIVITY OF THE COURT OF JUSTICE — NEW CASES, COMPLETED CASES, CASES PENDING (2013–17) <sup>1</sup>



	2013	2014	2015	2016	2017
New cases	699	622	713	692	739
Completed cases	701	719	616	704	699
Cases pending	884	787	884	872	912

<sup>1/</sup> The figures given (gross figures) represent the total number of cases, without account being taken of the joinder of cases on the ground of similarity (one case number = one case).

## II. NEW CASES — NATURE OF PROCEEDINGS (2013–17) <sup>1</sup>



	2013	2014	2015	2016	2017
References for a preliminary ruling	450	428	436	470	533
Direct actions	72	74	48	35	46
Appeals	161	111	206	168	141
Appeals concerning interim measures or interventions	5		9	7	6
Requests for an opinion	2	1	3		1
Special forms of procedure <sup>2</sup>	9	8	11	12	12
<b>Total</b>	<b>699</b>	<b>622</b>	<b>713</b>	<b>692</b>	<b>739</b>
Applications for interim measures	1	3	2	3	3

1/ The figures given (gross figures) represent the total number of cases, without account being taken of the joinder of cases on the ground of similarity (one case number = one case).

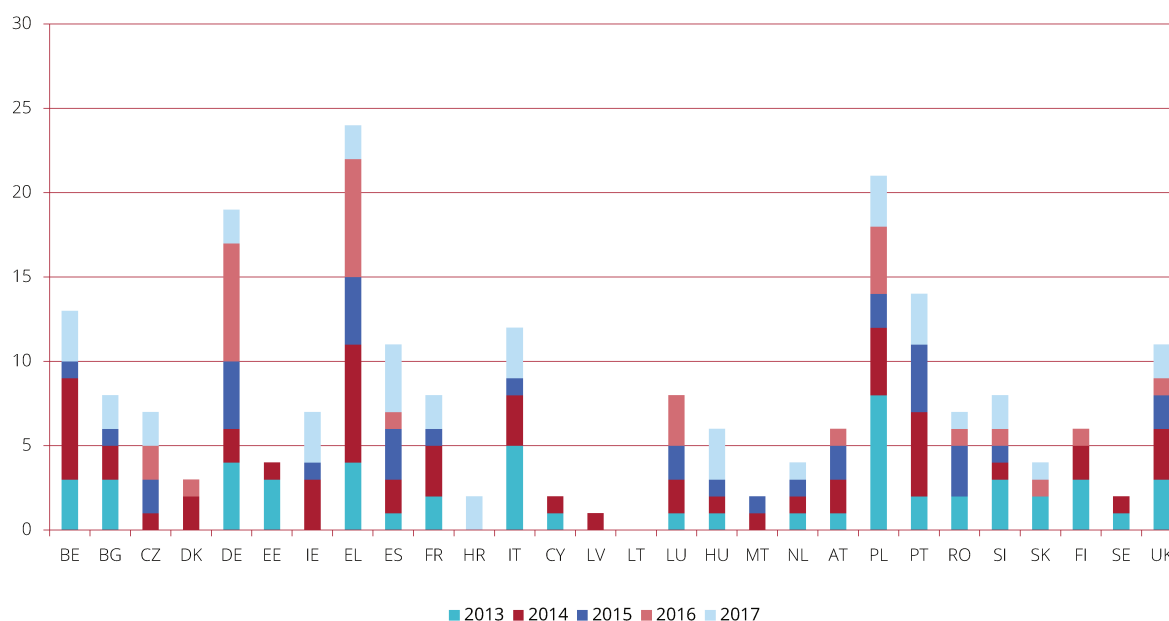
2/ The following are considered to be 'special forms of procedure': legal aid; taxation of costs; rectification; application to set aside a judgment delivered by default; third-party proceedings; interpretation; revision; examination of a proposal by the First Advocate General to review a decision of the General Court; attachment procedure; cases concerning immunity.

### III. NEW CASES — SUBJECT MATTER OF THE ACTION (2017) <sup>1</sup>

	Direct actions	References for a preliminary ruling	Appeals	Appeals concerning interim measures or interventions	Requests for an opinion	Total	Special forms of procedure
Access to documents			1			1	
Accession of new States		1				1	
Agriculture		8	6			14	
Approximation of laws	2	39	1			42	
Arbitration clause			5			5	
Area of freedom, security and justice	5	90	3			98	
Citizenship of the Union	1	7				8	
Commercial policy		2	6			8	
Common fisheries policy	1					1	
Common foreign and security policy		1	5			6	
Company law		1				1	
Competition		2	5			7	
Consumer protection	1	34				35	
Customs union and Common Customs Tariff		12	2			14	
Economic and monetary policy		2	5			7	
Economic, social and territorial cohesion		1	1			2	
Education, vocational training, youth and sport							2
Energy		2				2	
Environment	11	28	1			40	
External action by the European Union		2	1			3	
Financial provisions (budget, financial framework, own resources, combating fraud and so forth)	3	2	1			6	
Free movement of capital	2	10				12	
Free movement of goods		6				6	
Freedom of establishment	1	7				8	
Freedom of movement for persons	3	13				16	
Freedom to provide services	2	16				18	
Industrial policy	2	5				7	
Intellectual and industrial property		19	54			73	
Law governing the institutions	2		20	2	1	25	1
Principles of EU law		10	2			12	
Public health		1				1	
Public procurement	1	21		1		23	
Registration, evaluation, authorisation and restriction of chemicals (REACH Regulation)			1	1		2	
Research and technological development and space			3			3	
Social policy		43				43	
Social security for migrant workers		7				7	
State aid	2	10	8	1		21	
Taxation	2	53				55	
Transport	5	78				83	
<b>EC Treaty/TFEU</b>	<b>46</b>	<b>533</b>	<b>131</b>	<b>5</b>	<b>1</b>	<b>716</b>	<b>3</b>
Procedure			3			3	9
Staff Regulations			7	1		8	
<b>Others</b>			<b>10</b>	<b>1</b>		<b>11</b>	<b>9</b>
<b>OVERALL TOTAL</b>	<b>46</b>	<b>533</b>	<b>141</b>	<b>6</b>	<b>1</b>	<b>727</b>	<b>12</b>

1/ The figures given (gross figures) represent the total number of cases, without account being taken of the joinder of cases on the ground of similarity (one case number = one case).

#### IV. NEW CASES — ACTIONS FOR FAILURE OF A MEMBER STATE TO FULFIL ITS OBLIGATIONS (2013–17) <sup>1</sup>

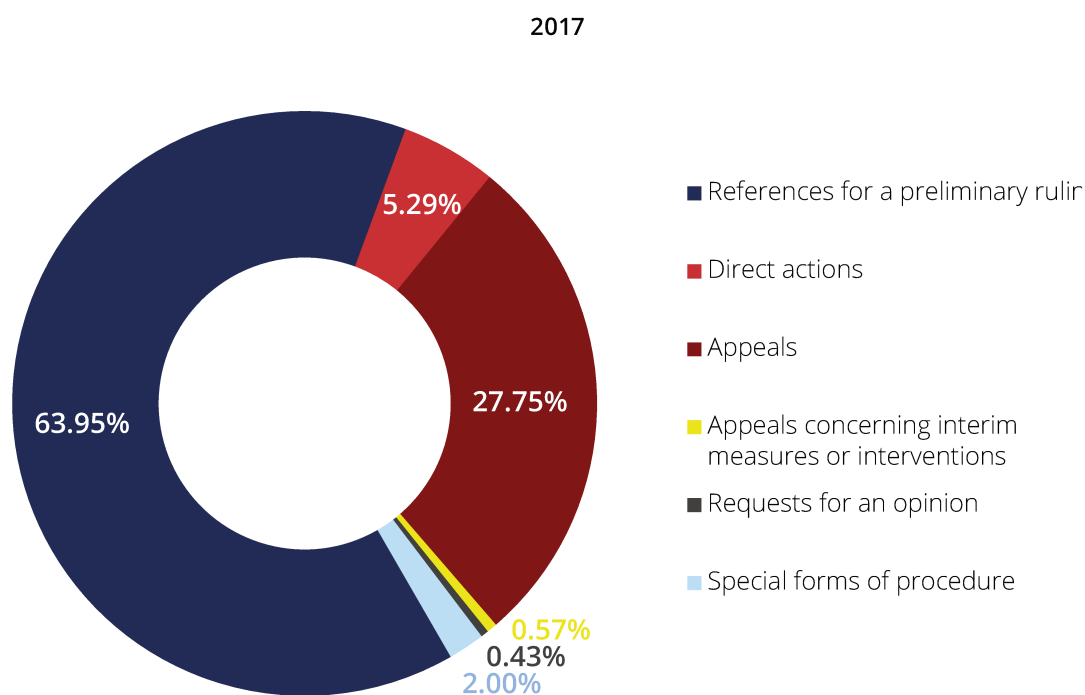


	2013	2014	2015	2016	2017
Belgium	3	6	1		3
Bulgaria	3	2	1		2
Czech Republic		1	2	2	2
Denmark		2		1	
Germany	4	2	4	7	2
Estonia	3	1			
Ireland		3	1		3
Greece	4	7	4	7	2
Spain	1	2	3	1	4
France	2	3	1		2
Croatia					2
Italy	5	3	1		3
Cyprus	1	1			
Latvia		1			
Lithuania					
Luxembourg	1	2	2	3	
Hungary	1	1	1		3
Malta		1	1		
Netherlands	1	1	1		1
Austria	1	2	2	1	
Poland	8	4	2	4	3
Portugal	2	5	4		3
Romania	2		3	1	1
Slovenia	3	1	1	1	2
Slovakia	2			1	1
Finland	3	2		1	
Sweden	1	1			
United Kingdom	3	3	2	1	2
<b>Total</b>	<b>54</b>	<b>57</b>	<b>37</b>	<b>31</b>	<b>41</b>

1/ The figures given (gross figures) represent the total number of cases, without account being taken of the joinder of cases on the ground of similarity (one case number = one case).



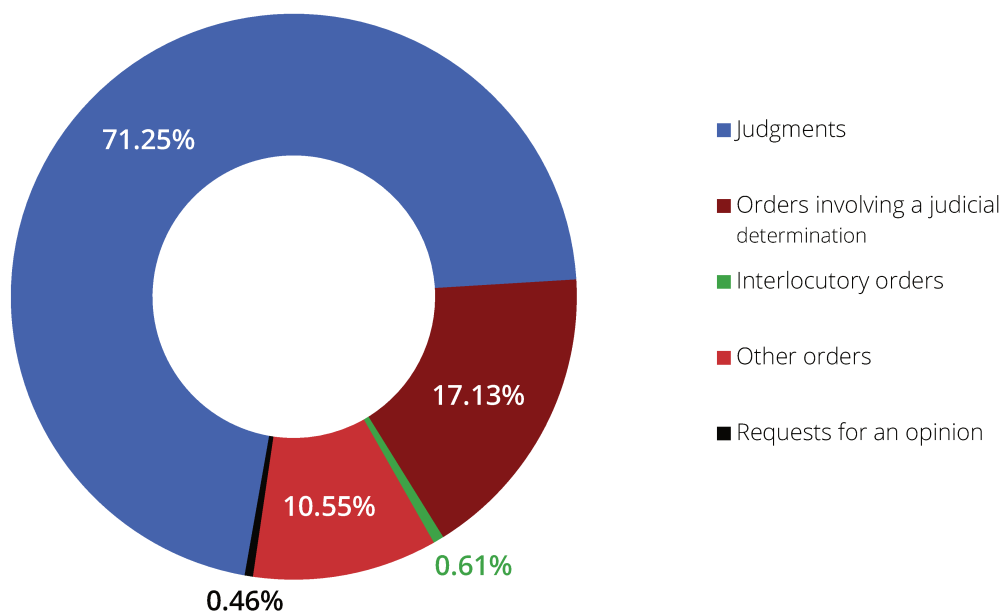
## V. COMPLETED CASES — NATURE OF PROCEEDINGS (2013-17) <sup>1</sup>



	2013	2014	2015	2016	2017
References for a preliminary ruling	413	476	404	453	447
Direct actions	110	76	70	49	37
Appeals	155	157	127	182	194
Appeals concerning interim measures or interventions	5	1	7	7	4
Requests for an opinion	1	2	1		3
Special forms of procedure	17	7	7	13	14
<b>Total</b>	<b>701</b>	<b>719</b>	<b>616</b>	<b>704</b>	<b>699</b>

<sup>1/</sup> The figures given (gross figures) represent the total number of cases, without account being taken of the joinder of cases on the ground of similarity (one case number = one case).

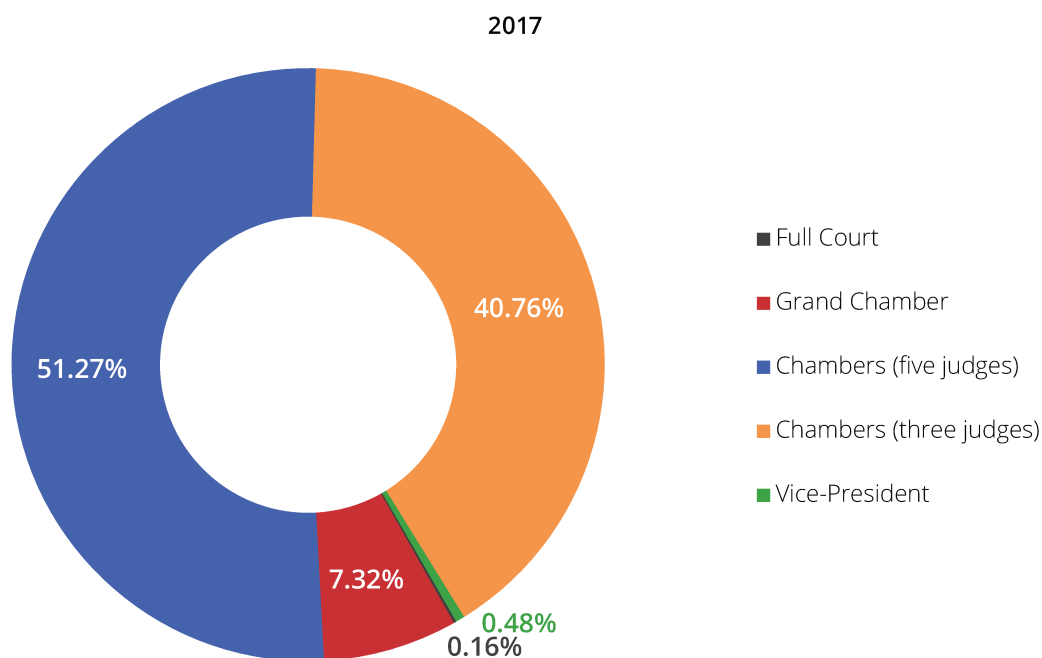
## VI. COMPLETED CASES — JUDGMENTS, ORDERS, OPINIONS (2017) <sup>1</sup>



	Judgments	Orders involving a judicial determination <sup>2</sup>	Interlocutory orders <sup>3</sup>	Other orders <sup>4</sup>	Requests for an opinion	Total
References for a preliminary ruling	325	42		58		425
Direct actions	27		1	9		37
Appeals	114	57				171
Appeals concerning interim measures or interventions			3	1		4
Requests for an opinion					3	3
Special forms of procedure		13		1		14
<b>Total</b>	<b>466</b>	<b>112</b>	<b>4</b>	<b>69</b>	<b>3</b>	<b>654</b>

- 1/ The figures given (net figures) represent the number of cases after joinder on the ground of similarity (a set of joined cases = one case).
- 2/ Orders terminating proceedings other than those removing a case from the register, declaring that there is no need to give a decision or referring a case to the General Court.
- 3/ Orders made following an application on the basis of Articles 278 TFEU and 279 TFEU (former Articles 242 EC and 243 EC), Article 280 TFEU (former Article 244 EC) or the corresponding provisions of the EAEC Treaty, or following an appeal against an order concerning interim measures or intervention.
- 4/ Orders terminating the case by removal from the register, declaration that there is no need to give a decision or referral to the General Court.

## VII. COMPLETED CASES — BENCH HEARING ACTION (2013-17) <sup>1</sup>

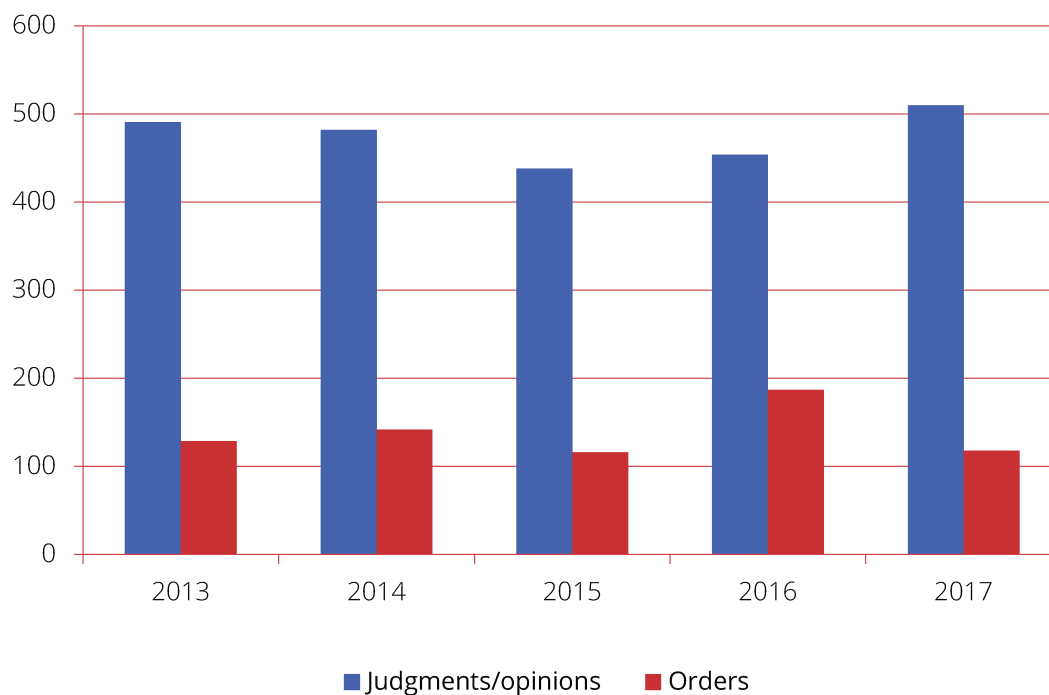


	2013			2014			2015			2016			2017		
	Judgments/ opinions	Orders <sup>2</sup>	Total	Judgments/ opinions	Orders <sup>2</sup>	Total	Judgments/ opinions	Orders <sup>2</sup>	Total	Judgments/ opinions	Orders <sup>2</sup>	Total	Judgments/ opinions	Orders <sup>2</sup>	Total
Full Court				1		1							1		1
Grand Chamber	52		52	51	3	54	47		47	54		54	46		46
Chambers (five judges)	348	18	366	320	20	340	298	20	318	280	20	300	312	10	322
Chambers (three judges)	91	106	197	110	118	228	93	89	182	120	162	282	151	105	256
Vice-President		5	5		1	1		7	7		5	5		3	3
<b>Total</b>	<b>491</b>	<b>129</b>	<b>620</b>	<b>482</b>	<b>142</b>	<b>624</b>	<b>438</b>	<b>116</b>	<b>554</b>	<b>454</b>	<b>187</b>	<b>641</b>	<b>510</b>	<b>118</b>	<b>628</b>

1/ The figures given (gross figures) represent the total number of cases, without account being taken of the joinder of cases on the ground of similarity (one case number = one case).

2/ Orders terminating proceedings other than those removing a case from the register, declaring that there is no need to give a decision or referring a case to the General Court.

## VIII. CASES COMPLETED BY JUDGMENTS, BY OPINIONS OR BY ORDERS INVOLVING A JUDICIAL DETERMINATION (2013-17) <sup>1 2</sup>



	2013	2014	2015	2016	2017
Judgments/opinions	491	482	438	454	510
Orders	129	142	116	187	118
<b>Total</b>	<b>620</b>	<b>624</b>	<b>554</b>	<b>641</b>	<b>628</b>

- 1/ The figures given (gross figures) represent the total number of cases, without account being taken of the joinder of cases on the ground of similarity (one case number = one case).
- 2/ Orders terminating proceedings other than those removing a case from the register, declaring that there is no need to give a decision or referring a case to the General Court.

## IX. CASES COMPLETED BY JUDGMENTS, BY OPINIONS OR BY ORDERS INVOLVING A JUDICIAL DETERMINATION — SUBJECT MATTER OF THE ACTION (2013–17) <sup>1</sup>

	2013	2014	2015	2016	2017
Access to documents	6	4	3	4	9
Accession of new States				1	
Agriculture	33	29	20	13	22
Approximation of laws	24	25	24	16	29
Area of freedom, security and justice	46	51	49	51	61
Citizenship of the Union	12	9	4	8	5
Commercial policy	6	7	4	14	14
Common fisheries policy		5	3	1	2
Common foreign and security policy	12	3	6	11	10
Company law	4	3	1	1	4
Competition	42	28	23	30	53
Consumer protection	19	20	29	33	20
Customs union and Common Customs Tariff	11	21	20	27	19
Economic and monetary policy		1	3	10	2
Economic, social and territorial cohesion	6	8	4	2	
Education, vocational training, youth and sport		1	1		2
Employment			1		
Energy	1	3	2		2
Environment	35	30	27	53	27
External action by the European Union	4	6	1	5	1
Financial provisions (budget, financial framework, own resources, combating fraud and so forth)	2	5	1	2	7
Free movement of capital	8	6	8	7	1
Free movement of goods	1	10	9	5	2
Freedom of establishment	13	9	17	27	10
Freedom of movement for persons	15	20	13	12	17
Freedom to provide services	16	11	17	14	13

&gt;&gt;&gt;

1/ The figures given (gross figures) represent the total number of cases, without account being taken of the joinder of cases on the ground of similarity (one case number = one case).

Industrial policy	15	3	9	10	8
Intellectual and industrial property	43	69	51	80	60
Judicial cooperation in civil matters				1	
Law governing the institutions	31	18	27	20	27
Principles of EU law	17	23	12	13	14
Public health	2	3	5	4	5
Public procurement	12	13	14	31	15
Registration, evaluation, authorisation and restriction of chemicals (REACH Regulation)		5	1	1	7
Research and technological development and space	1		1	3	2
Social policy	27	51	30	23	26
Social security for migrant workers	12	6	14	5	6
State aid	34	41	26	26	33
Taxation	74	52	55	41	62
Trans-European networks				1	
Transport	17	18	9	20	17
<b>EC Treaty/TFEU</b>	<b>601</b>	<b>617</b>	<b>544</b>	<b>626</b>	<b>614</b>
<b>Euratom Treaty</b>			1		
Privileges and immunities			2	1	
Procedure	14	6	4	14	13
Staff Regulations	5	1	3		1
<b>Others</b>	<b>19</b>	<b>7</b>	<b>9</b>	<b>15</b>	<b>14</b>
<b>OVERALL TOTAL</b>	<b>620</b>	<b>624</b>	<b>554</b>	<b>641</b>	<b>628</b>

1/ The figures given (gross figures) represent the total number of cases, without account being taken of the joinder of cases on the ground of similarity (one case number = one case).

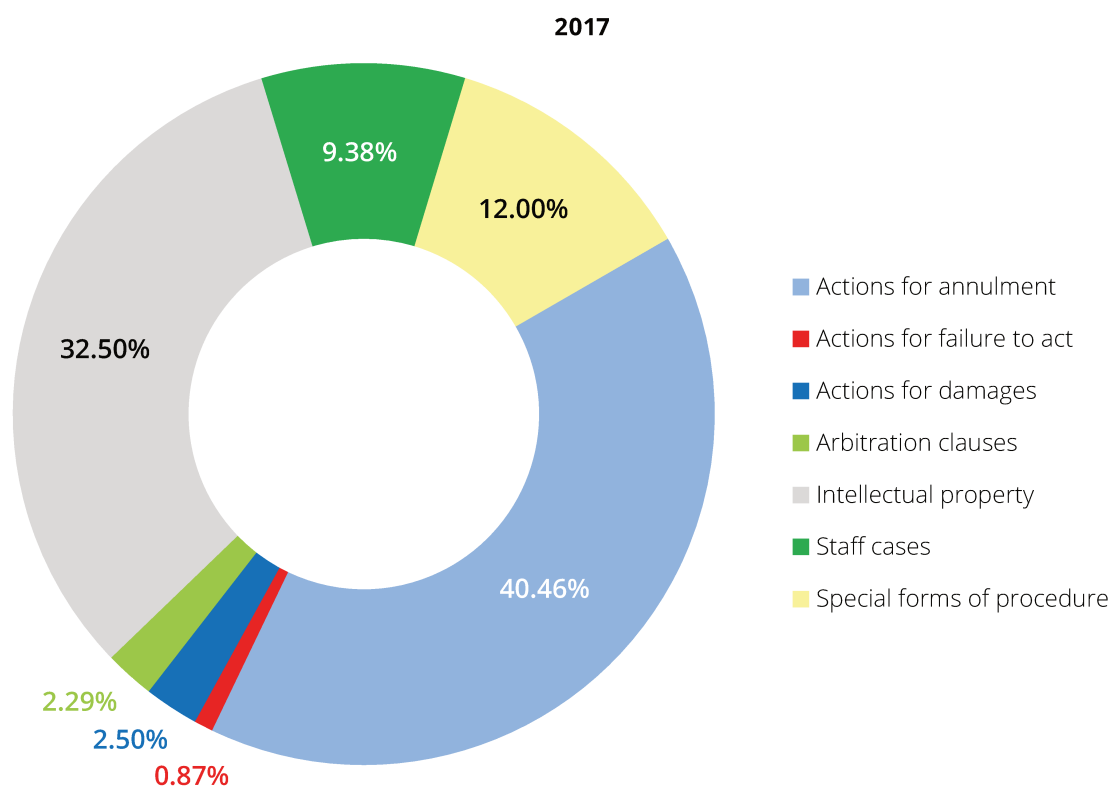
## II. NEW CASES — NATURE OF PROCEEDINGS (2013–17)



	2013	2014	2015	2016 <sup>1</sup>	2017
State aid	54	148	73	76	39
Competition	23	41	17	18	38
Staff cases				163	86
Intellectual property	293	295	302	336	298
Other direct actions	275	299	292	239	346
Appeals	57	36	36	39	
Special forms of procedure	88	93	111	103	110
<b>Total</b>	<b>790</b>	<b>912</b>	<b>831</b>	<b>974</b>	<b>917</b>

1/ On 1 September 2016, 123 staff cases and 16 special forms of procedure in that area were transferred to the General Court.

### III. NEW CASES — NATURE OF PROCEEDINGS (2013–17)



	2013	2014	2015	2016	2017
Actions for annulment	319	423	332	298	371
Actions for failure to act	12	12	5	6	8
Actions for damages	15	39	30	19	23
Arbitration clauses	6	14	15	10	21
Intellectual property	293	295	302	336	298
Staff cases				163	86
Appeals	57	36	36	39	
Special forms of procedure	88	93	111	103	110
<b>Total</b>	<b>790</b>	<b>912</b>	<b>831</b>	<b>974</b>	<b>917</b>



**XX. MISCELLANEOUS —  
GENERAL TREND (1989–2017)  
NEW CASES, COMPLETED CASES, CASES PENDING**

	<b>New cases <sup>1</sup></b>	<b>Completed cases <sup>2</sup></b>	<b>Cases pending on 31 December</b>
1989	169	1	168
1990	59	82	145
1991	95	67	173
1992	123	125	171
1993	596	106	661
1994	409	442	628
1995	253	265	616
1996	229	186	659
1997	644	186	1 117
1998	238	348	1 007
1999	384	659	732
2000	398	343	787
2001	345	340	792
2002	411	331	872
2003	466	339	999
2004	536	361	1 174
2005	469	610	1 033
2006	432	436	1 029
2007	522	397	1 154
2008	629	605	1 178
2009	568	555	1 191
2010	636	527	1 300
2011	722	714	1 308
2012	617	688	1 237
2013	790	702	1 325
2014	912	814	1 423
2015	831	987	1 267
2016	974	755	1 486
2017	917	895	1 508
<b>Total</b>	<b>14 374</b>	<b>12 866</b>	

1/ 1989: the Court of Justice referred 153 cases to the newly created Court of First Instance (now the General Court).  
1993: the Court of Justice referred 451 cases as a result of the first extension of the jurisdiction of the Court of First Instance.  
1994: the Court of Justice referred 14 cases as a result of the second extension of the jurisdiction of the Court of First Instance.  
2004–05: the Court of Justice referred 25 cases as a result of the third extension of the jurisdiction of the Court of First Instance.  
2016: on 1 September 2016, 139 staff cases were transferred to the General Court.

2/ 2005–06: the Court of First Instance referred 118 cases to the newly created Civil Service Tribunal.

## Chapter 6

# Statistics

A glossary of statistical terms (“Understanding the Court’s statistics”) is available on the Court’s website ([www.echr.coe.int](http://www.echr.coe.int)) under **Statistics**. Further statistics are available online.

### EVENTS (2016-17)

#### Applications allocated to a judicial formation

(round figures [50])	2017	2016	+/-
Applications allocated	<b>63,350</b>	53,400	19%

#### Interim procedural events

	2017	2016	+/-
Applications communicated to respondent Government	<b>7,225</b>	9,533	- 24%

#### Applications decided

	2017	2016	+/-
By decision or judgment	<b>85,951</b>	38,506	123%
– by judgment delivered	<b>15,595</b>	1,927	709%
– by decision (inadmissible/struck out)	<b>70,356</b>	36,579	92%

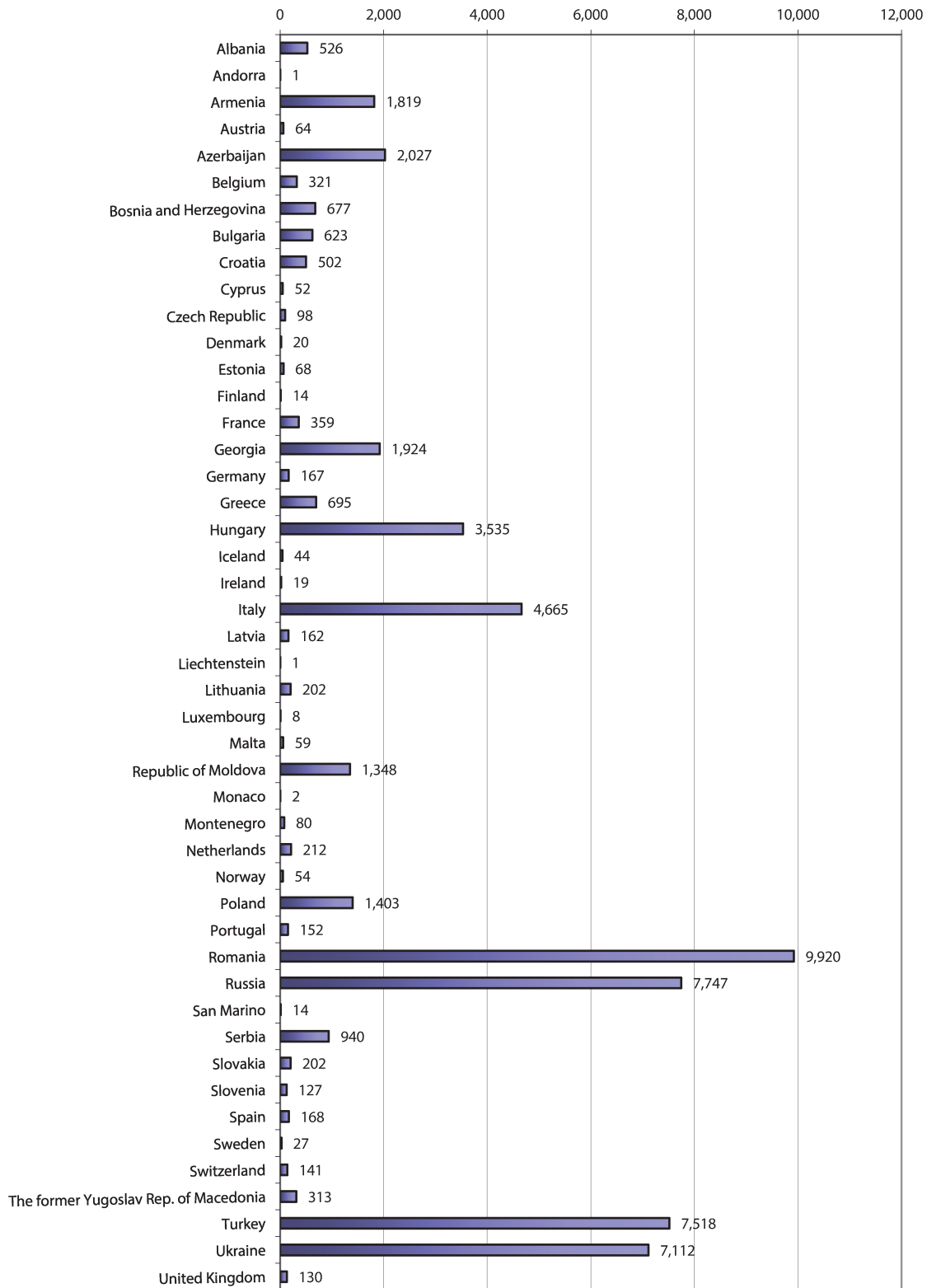
#### Pending applications

(round figures [50])	31/12/2017	01/01/2017	+/-
Applications pending before a judicial formation	<b>56,250</b>	79,750	- 29%
– Chamber and Grand Chamber	<b>26,250</b>	28,450	- 8%
– Committee	<b>25,700</b>	47,500	- 46%
– Single-judge formation	<b>4,300</b>	3,800	13%

#### Pre-judicial applications

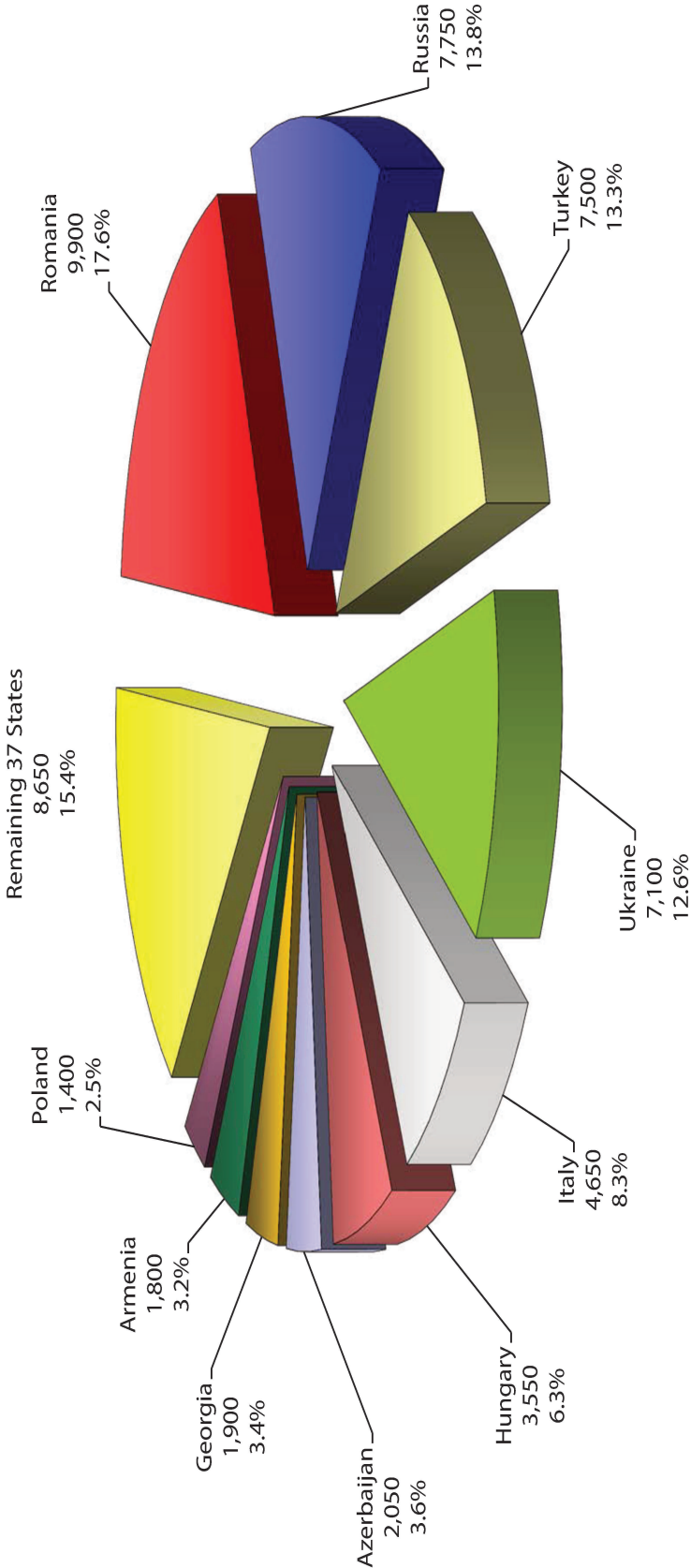
(round figures [50])	31/12/2017	01/01/2017	+/-
Applications at pre-judicial stage	<b>12,600</b>	13,800	- 9%
	<b>2017</b>	<b>2016</b>	+/-
Applications disposed of administratively	<b>22,650</b>	20,950	8%

## PENDING CASES AT 31 DECEMBER 2017 (BY RESPONDENT STATE)



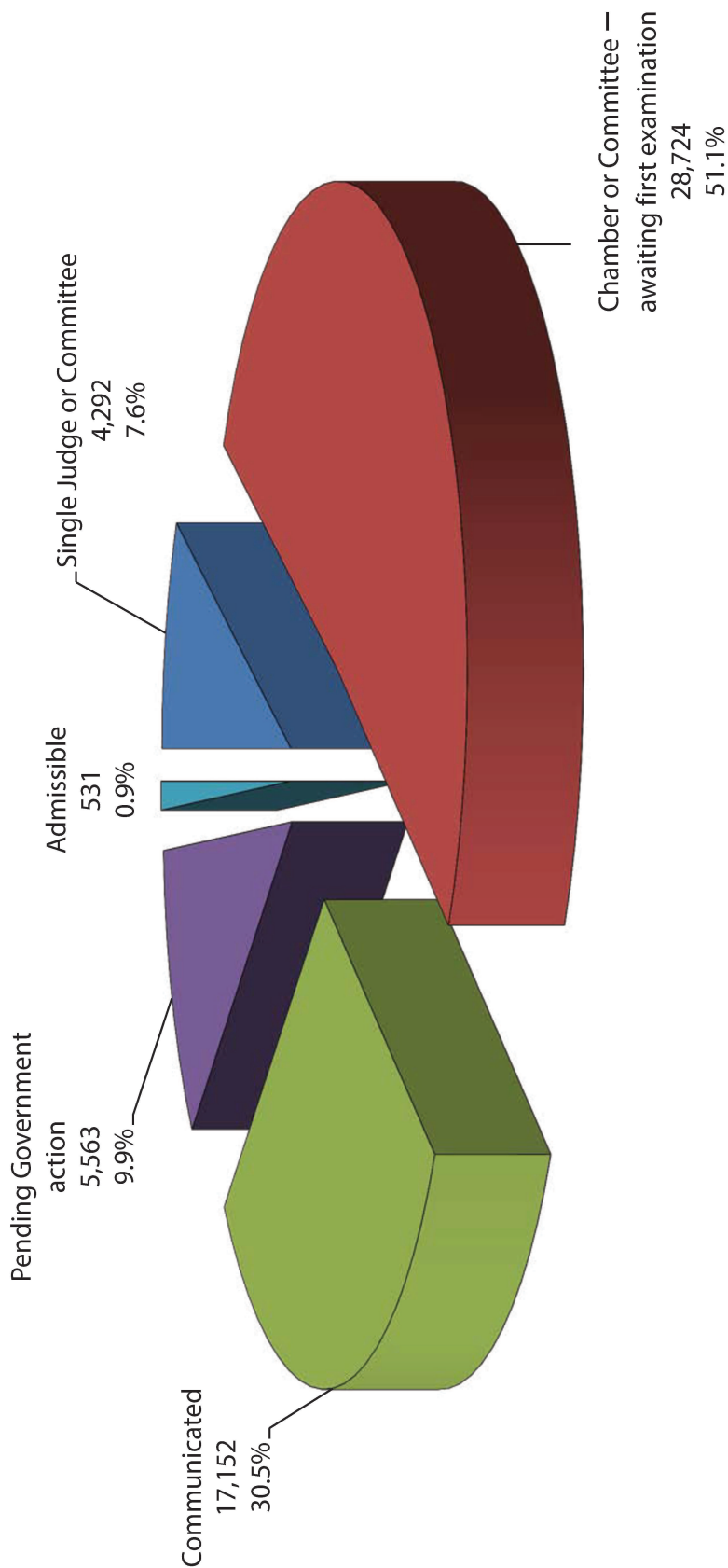
**Total: 56,250 applications pending before a judicial formation**

**PENDING CASES AT 31 DECEMBER 2017 (MAIN RESPONDENT STATES)**



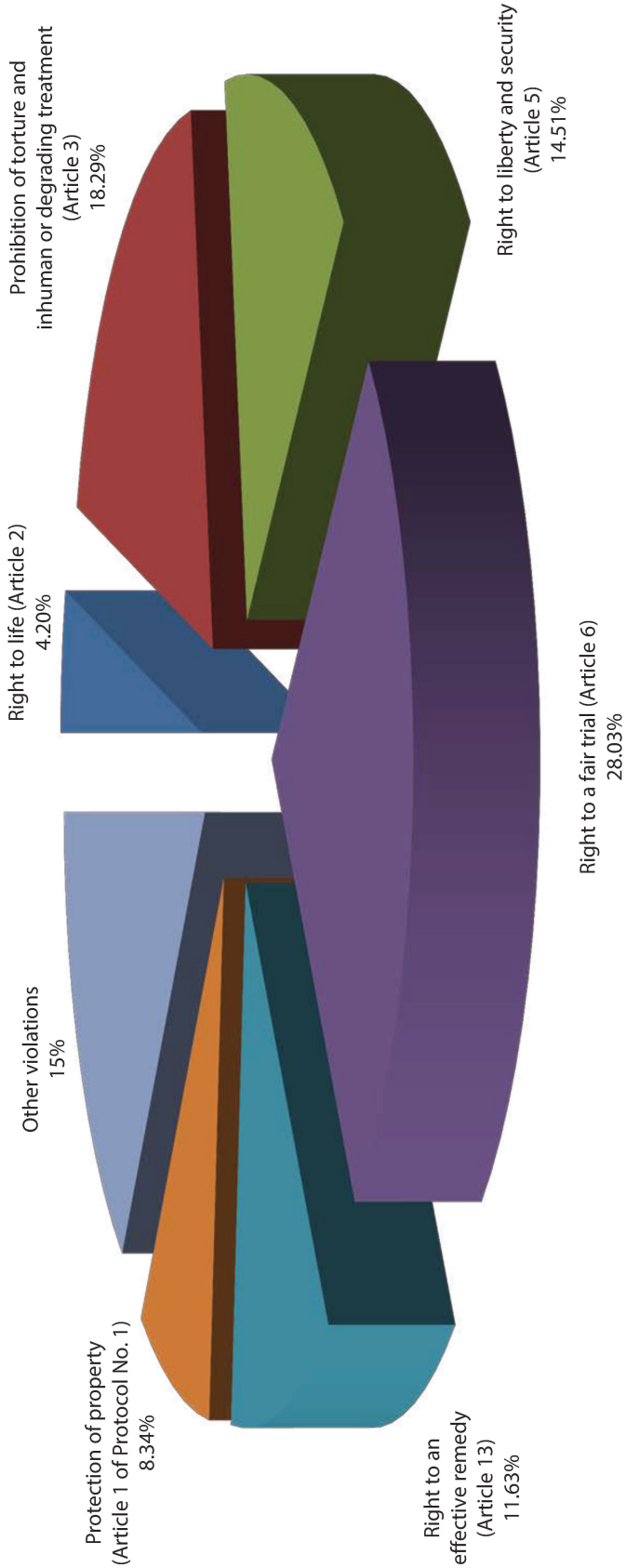
**Total number of pending applications: 56,250**

**COURT'S WORKLOAD BY STATE OF PROCEEDINGS AND APPLICATION TYPE AT 31 DECEMBER 2017**

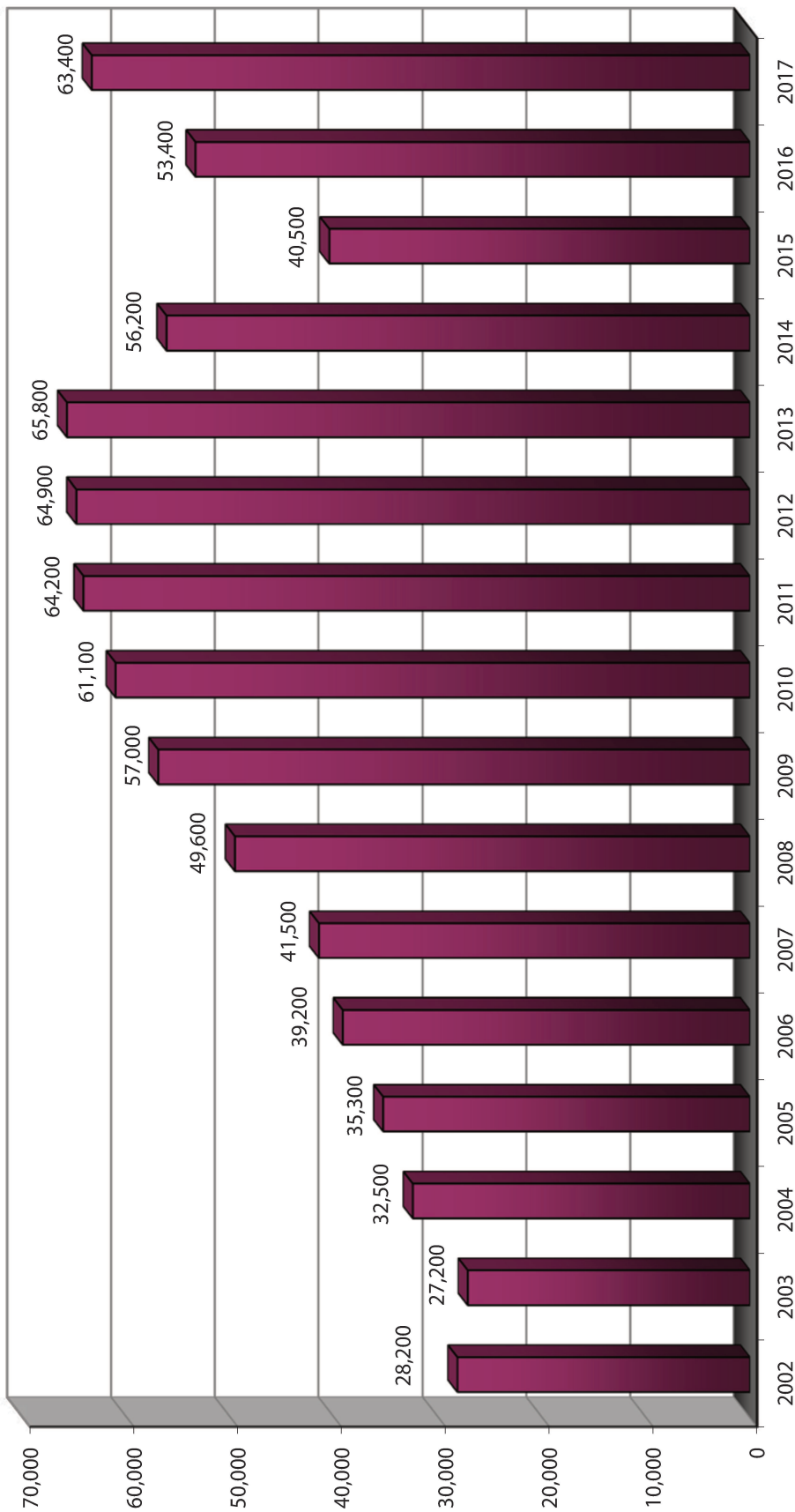


**Total: 56,250 applications**

### VIOLATIONS BY SUBJECT MATTER (2017)



### APPLICATIONS ALLOCATED TO A JUDICIAL FORMATION (2002-17)



### JUDGMENTS (2002-17)

A judgment may concern more than one application.

