

7 Příloha 1



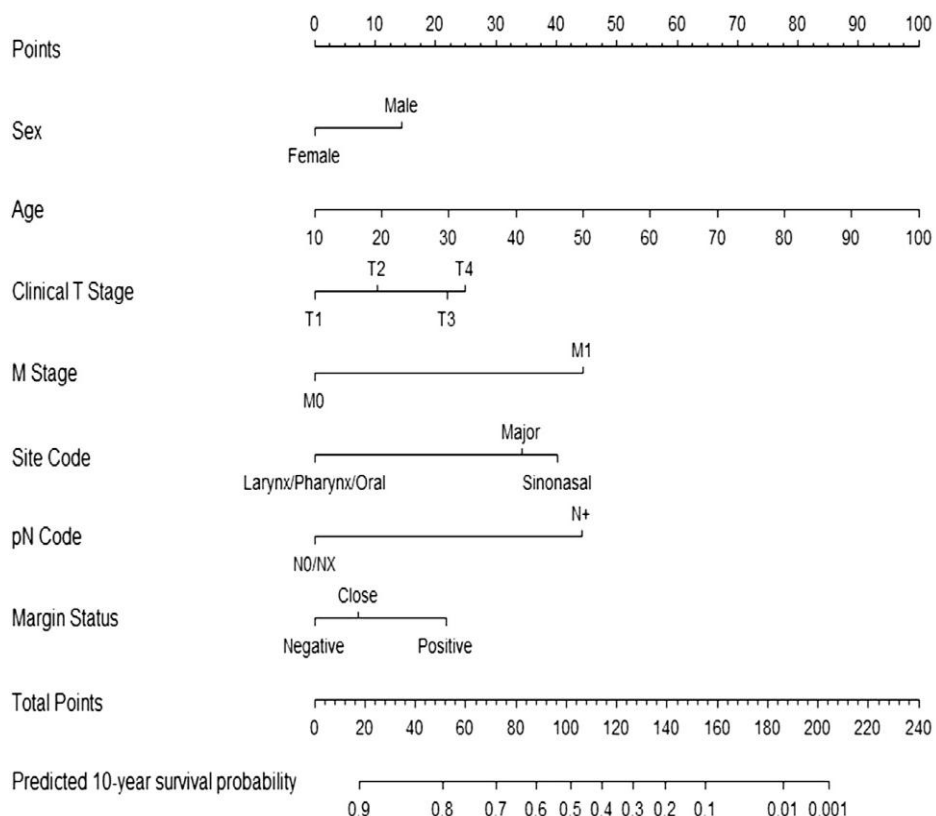
History of Phase II Clinical Trials with ACC Patients (Updated November 2015)

Compound	Target(s)	Sponsoring Institution	ACC Patients (Evaluable)	Objective Response	Stable Disease	Stable Disease Duration	Progression Required?	Publication Year	Publication Link
Dovitinib	FGFR, VEGFR, PDGFR	Seoul National University	32	3%	94%	80% > 4M	Yes	2015	View
Dovitinib	FGFR, VEGFR, PDGFR	University of Virginia	35	6%		71% > 4M 69% > 6M	Yes	2015	View*
Sorafenib (Nexavar)	RAF, PDGFR, VEGFR, KIT, RET	Christie Hospital NHS Trust	19	11%	68%	46% > 1Y	Yes	2015	View
Sorafenib (Nexavar)	RAF, PDGFR, VEGFR, KIT, RET	Istituto Nazionale dei Tumori	19	11%			No	2013	View*
MK-2206	AKT	Memorial Sloan-Kettering	14	0%	93%		Yes	2015	View*
Dasatinib (Sprycel)	BCR-ABL, SRC, KIT	University of Chicago	40	3%	50%		Yes	2015	View
Nelfinavir	HIV protease, AKT	University of Iowa	15	0%	47%	13% > 6M 65% > 4M	No	2015	View
Everolimus (Afinitor)	mTOR	Seoul National University	31	0%	79%	38% > 6M	Yes	2014	View
Axitinib (Inlyta)	VEGFR, PDGFR, KIT	Memorial Sloan-Kettering	33	9%	76%	30% > 6M	Yes	2014	View*
Vorinostat/SAHA (Zolinza)	HDAC	Karmanos Cancer Institute	30	3%	83%	20% > 1Y	No	2013	View*
Sunitinib (Sutent)	PDGFR, VEGFR, KIT, RET	Princess Margaret Hospital	13	0%	85%	62% > 6M	Yes	2011	View
Imatinib & Cisplatin	ABL, KIT, PDGFR	Christie Hospital NHS Trust	28	11%	68%		Yes	2011	View
Imatinib (Gleevec)	ABL, KIT, PDGFR	Imatinib Target Exploration Consortium	12	0%	50%		No	2008	View
Imatinib (Gleevec)	ABL, KIT, PDGFR	Tel Aviv University	10	0%	70%		No	2007	View
Imatinib (Gleevec)	ABL, KIT, PDGFR	Princess Margaret Hospital	15	0%	56%	13% > 6M	No	2005	View
Cetuximab (Erbixub)	EGFR	Istituto Nazionale dei Tumori	23	0%	87%	52% > 6M	No	2009	View
Gemcitabine & Cisplatin	Chemotherapy	NCI Canada	10	20%			No	2009	View
Gemcitabine	Chemotherapy	Radboud University Nijmegen	21	0%	52%	48% > 6M	Yes	2008	View
Lapatinib (Tykerb)	EGFR, HER2	Princess Margaret Hospital	19	0%	79%	47% > 6M	Yes	2007	View
Bortezomib (Velcade)	NFKB, 26S Proteasome	University of Pittsburgh/ECOG	25	0%	64%		Yes	2006	View
Paclitaxel	Chemotherapy	LSU/ECOG	13	0%	54%			2006	View
Paclitaxel & Carboplatin	Chemotherapy	University of Torino	10	20%			Yes	2000	View
Gefitinib (Iressa)	EGFR	MD Anderson	19	0%	68%		Yes	2005	View
Vinorelbine & Cisplatin	Chemotherapy	University of Torino	9	44%			Yes	2001	View
Vinorelbine	Chemotherapy	University of Torino	13	15%			Yes	2001	View
Cisplatin & 5-FU	Chemotherapy	Royal Marsden NHS Trust	11	0%	55%			1997	View
Cisplatin & Doxorubicin & Cyclophosphamide	Chemotherapy	Istituto Nazionale dei Tumori	12	25%	42%		Yes	1996	View
Cisplatin & Doxorubicin & Bleomycin	Chemotherapy	Radboud University Nijmegen	9	33%	55%			1992	View
Cisplatin	Chemotherapy	Radboud University Nijmegen	10	0%	50%			1992	View
Cisplatin	Chemotherapy	Istituto Nazionale dei Tumori	13	15%	46%			1991	View
Mitoxantrone	Chemotherapy	Rotterdam Cancer Inst.	32	12%	69%			1996	View
Mitoxantrone	Chemotherapy	Johns Hopkins	18	6%	67%			1990	View
Epirubicin	Chemotherapy	Free University Hosp.(NL)	20	10%	50%		Yes	1993	View

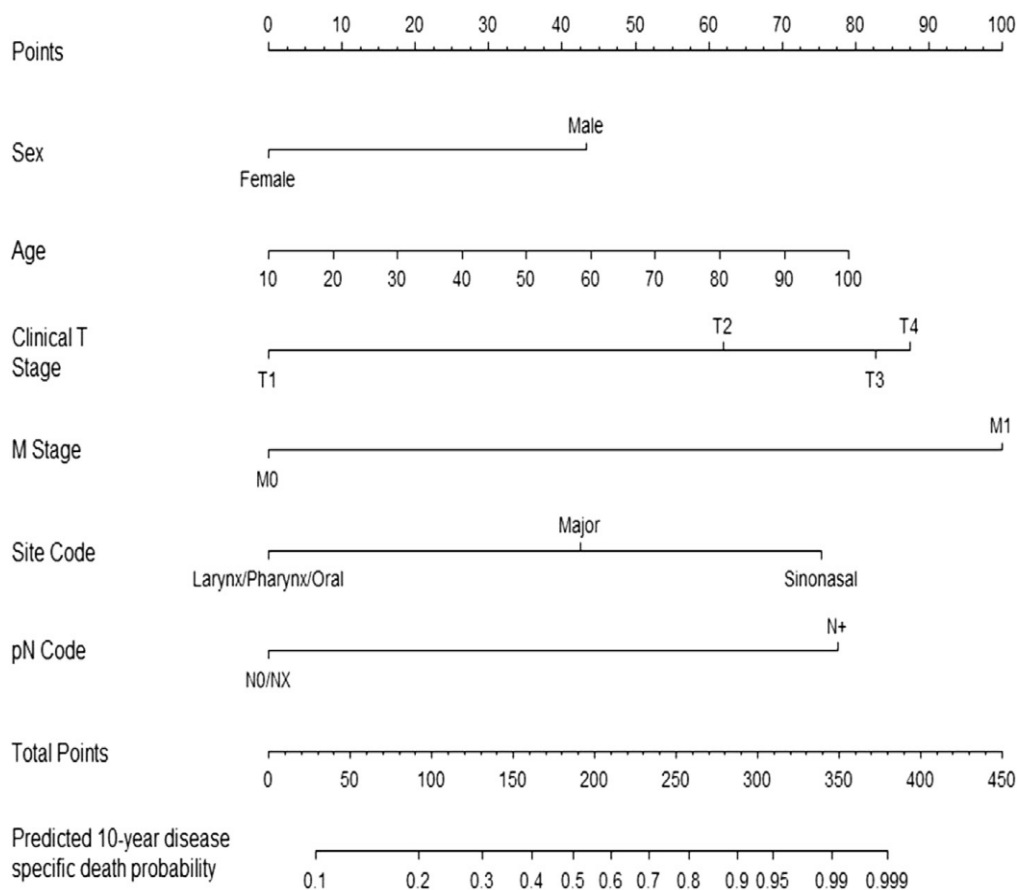
* Abstract (not article)

Příloha 2

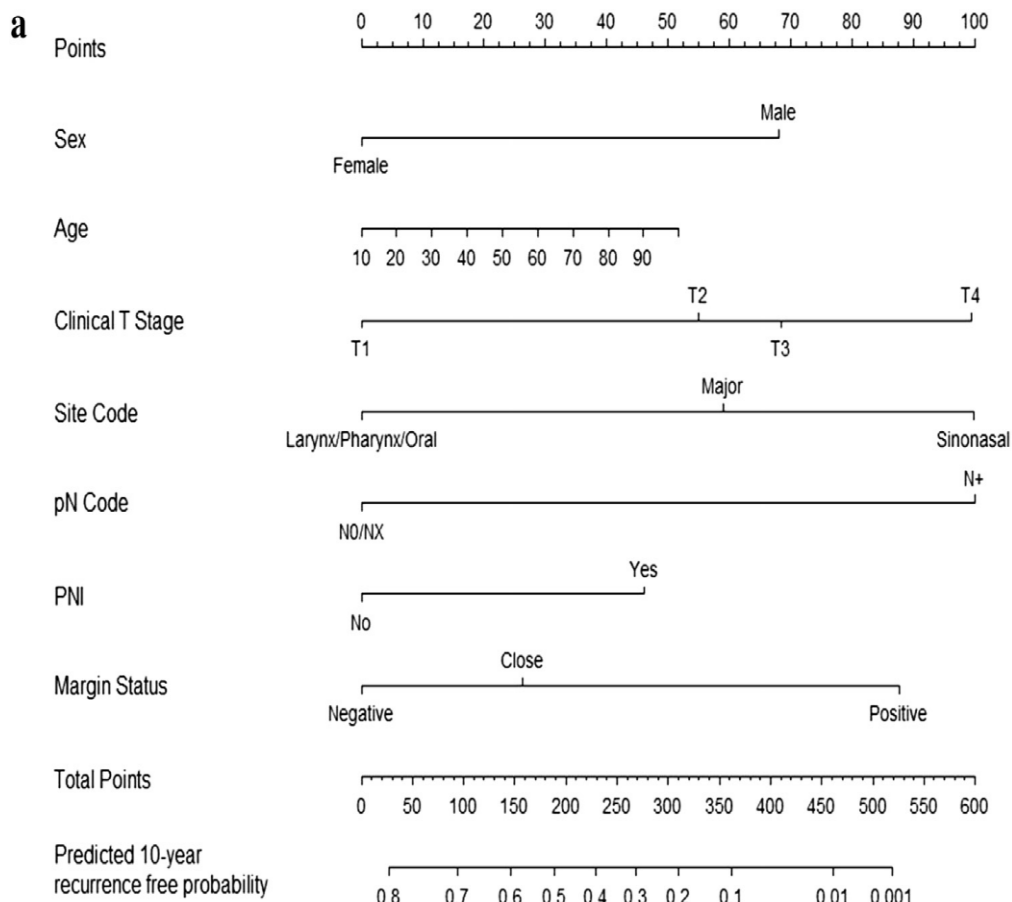
Nomogram – celkové 10leté přežití u AdCC



Nomogram - pravděpodobnost úmrtí na AdCC v 10 letech



Nomogram - pravděpodobnost 10letého průběhu onemocnění bez recidivy



Nomogram - pravděpodobnost 10letého průběhu onemocnění bez vzdálených metastáz

