

## **LIST OF APPENDICES**

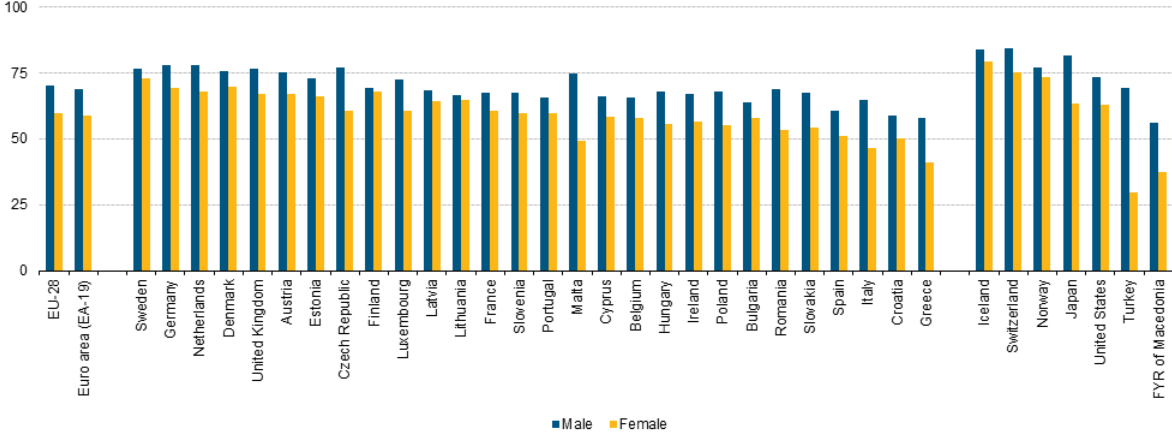
**Appendix 1:** Employment rates by sex, age group 15-64, 2014

**Appendix 2:** Unadjusted versus Adjusted gender pay gap

**Appendix 3:** The unadjusted gender pay gap, 2014 (difference between average gross hourly earnings of male and female employees as % of male gross earnings)

# APPENDICES

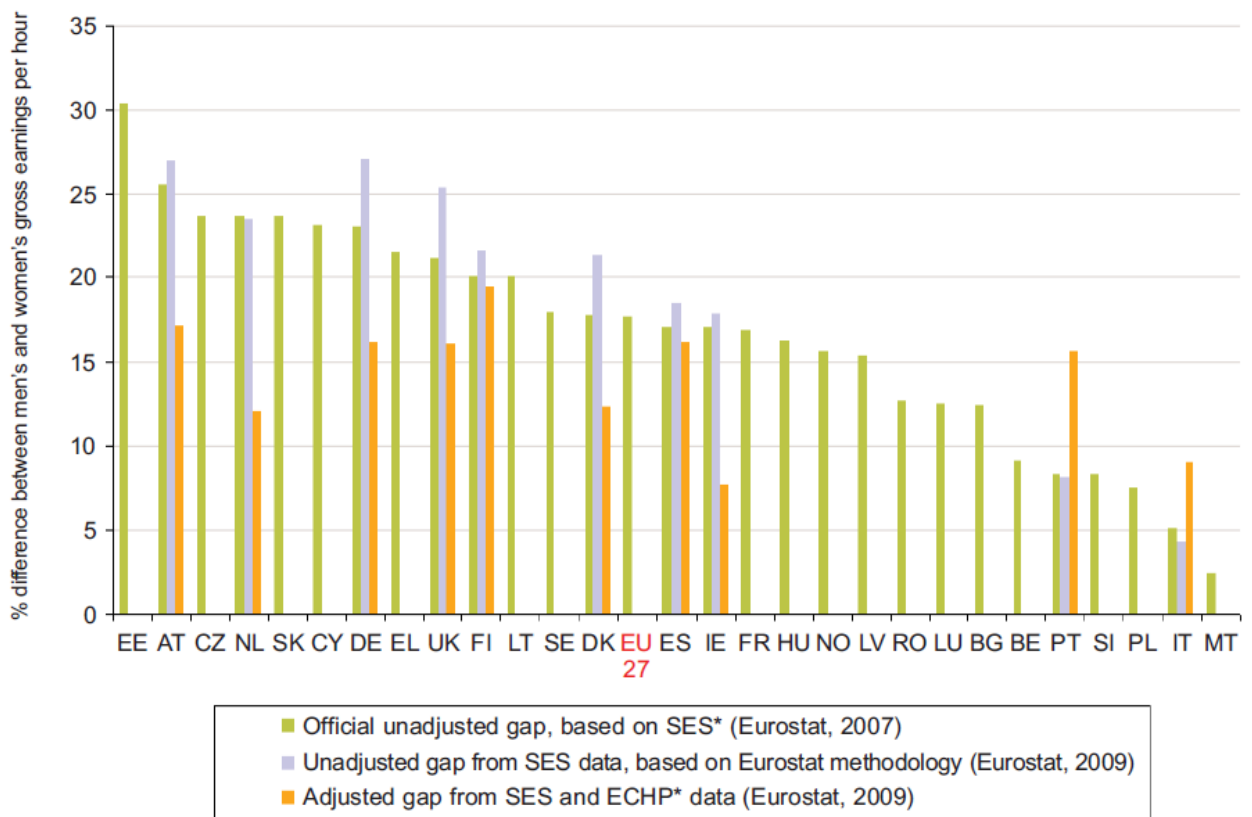
**Appendix 1: Employment rates by sex, age group 15-64, 2014**



(\*) The figure is ranked on the overall employment rate.  
 Source: Eurostat (online data code: ifsi\_emp\_a)

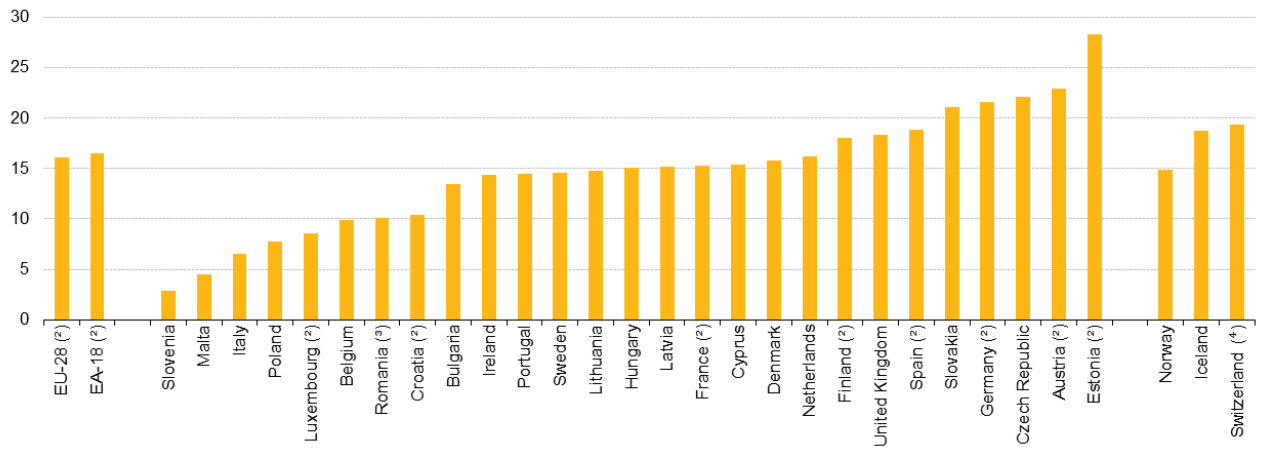
Source: Eurostat (2014). *Employment Statistics*. ([http://ec.europa.eu/eurostat/statistics-explained/index.php/Employment\\_statistics#Employment\\_rates\\_by\\_sex.2C\\_age\\_and\\_educational\\_attainment](http://ec.europa.eu/eurostat/statistics-explained/index.php/Employment_statistics#Employment_rates_by_sex.2C_age_and_educational_attainment), 10. 5. 2016).

## Appendix 2: Unadjusted versus Adjusted gender pay gap



Source: EuroFound (2010). *Addressing the gender pay gap: Government and social partners in action.*

**Appendix 3: The unadjusted gender pay gap, 2014 (difference between average gross hourly earnings of male and female employees as % of male gross earnings)**



(\*) Enterprises employing 10 or more employees; NACE Rev. 2 B to S (-O).

(\*) Provisional data; Ireland: 2012 data

(\*) Estimated data

(\*) 2013 data

No data for Greece

Source: Eurostat. *Gender Pay Gap Statistics*. ([http://ec.europa.eu/eurostat/statistics-explained/index.php/Gender\\_pay\\_gap\\_statistics](http://ec.europa.eu/eurostat/statistics-explained/index.php/Gender_pay_gap_statistics), 10. 5. 2016).