

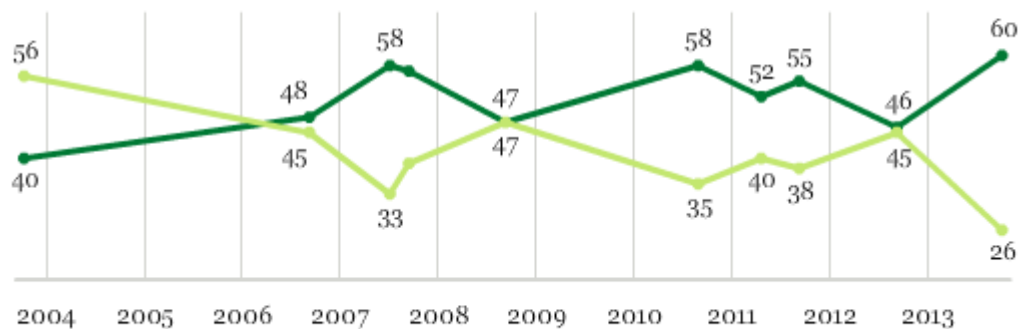
Příloha č. 1: Nutnost třetí politické strany v USA? (graf)

<http://www.gallup.com/poll/165392/perceived-need-third-party-reaches-new-high.aspx>

Perceived Need for a Third Major U.S. Political Party

In your view, do the Republican and Democratic parties do an adequate job of representing the American people, or do they do such a poor job that a third major party is needed?

■ % Third party needed ■ % Parties do adequate job



GALLUP

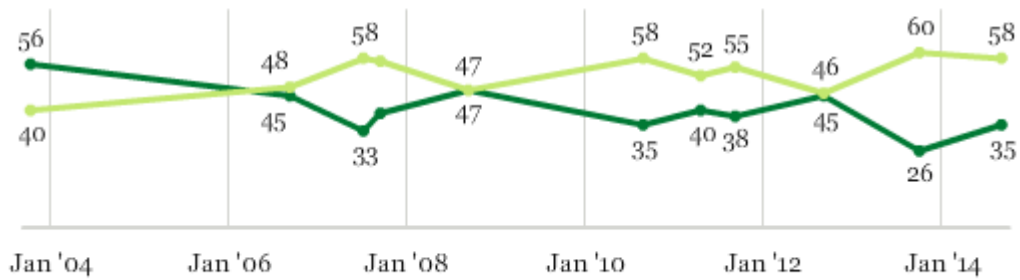
Příloha č. 2: Je práce demokratů a republikánů dostatečná? (graf)

<http://www.gallup.com/poll/177284/americans-continue-say-third-political-party-needed.aspx>

Americans' Opinions of a Need for a Third U.S. Political Party

In your view, do the Republican and Democratic parties do an adequate job of representing the American people, or do they do such a poor job that a third major party is needed?

■ Parties do adequate job ■ Third party needed



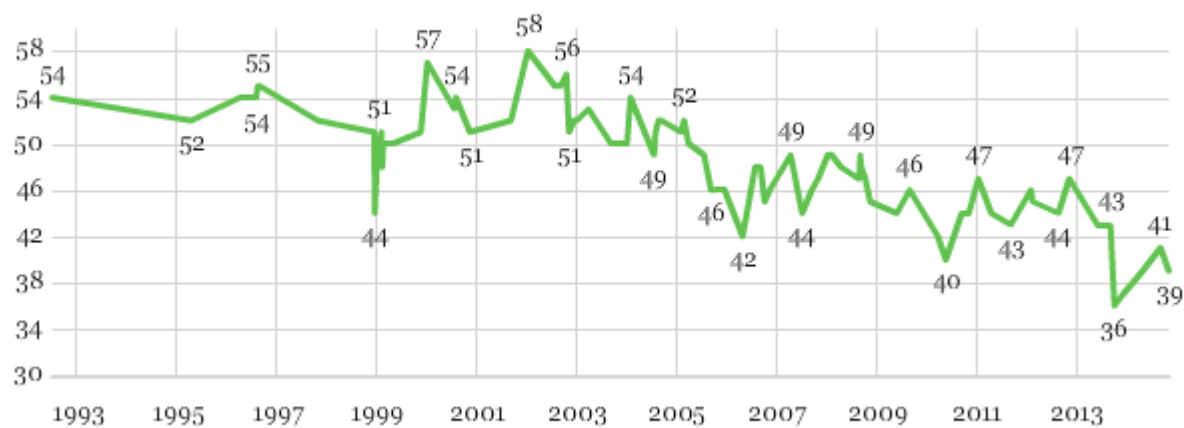
GALLUP

Příloha č. 3: Příznivci republikánů a demokratů (graf)

<http://www.gallup.com/opinion/polling-matters/180917/americans-less-interested-two-major-political-parties.aspx>

Average Favorable Rating -- Republican and Democratic Parties

■ % Average favorable rating



GALLUP®

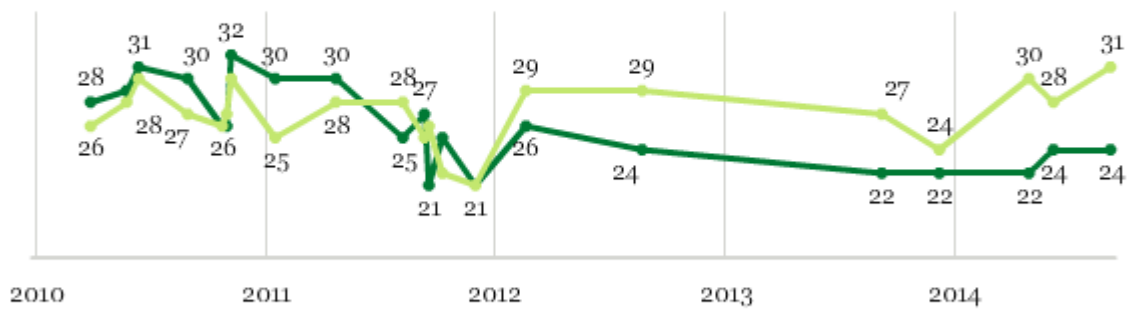
Příloha č. 4: Stoupenci a odpůrci hnutí Tea Party (graf)

http://www.gallup.com/poll/177788/tea-party-support-holds.aspx?utm_source=tea%20Party&utm_medium=search&utm_campaign=tiles

Americans' Affiliation With the Tea Party

Do you consider yourself to be -- [ROTATED: a supporter of the Tea Party movement, an opponent of the Tea Party movement], or neither?

■ % Supporter ■ % Opponent



Percentage "neither" not shown

GALLUP®

Příloha č. 5: Silní podporovatelé/silní odpůrci hnutí Tea Party (tabulka)

http://www.gallup.com/poll/177788/tea-party-support-holds.aspx?utm_source=tea%20Party&utm_medium=search&utm_campaign=tiles

Strength of Support for and Opposition to Tea Party

Are you a strong [supporter/opponent] of the Tea Party movement, or not?

	%
SUPPORTER	
Strong supporter	11
Not strong supporter	13
OPPONENT	
Strong opponent	19
Not strong opponent	12
NEITHER	42
NO OPINION	2

Sept. 4-7, 2014

GALLUP

Příloha č. 6: Podpora hnutí Tea Party podle ideologie (tabulka)

http://www.gallup.com/poll/168917/four-years-gop-support-tea-party-down.aspx?utm_source=tea%20Party&utm_medium=search&utm_campaign=tiles

Americans' Tea Party Affiliation -- By Party ID and Ideology

	Supporter	Opponent	Neither/ No opinion
	%	%	%
National adults	22	30	48
Conservative Republicans	54	6	41
Moderate/ Liberal Republicans	23	19	58
Pure independents	14	13	73
Conservative Democrats	13	25	63
Moderate Democrats	7	46	47
Liberal Democrats	4	67	30

April 24-30, 2014

GALLUP

Příloha č. 7: Kdo jsou příznivci hnutí Tea Party? (tabulka)

http://www.gallup.com/poll/177788/tea-party-support-holds.aspx?utm_source=tea%20Party&utm_medium=search&utm_campaign=tiles

Tea Party Support, by Demographics

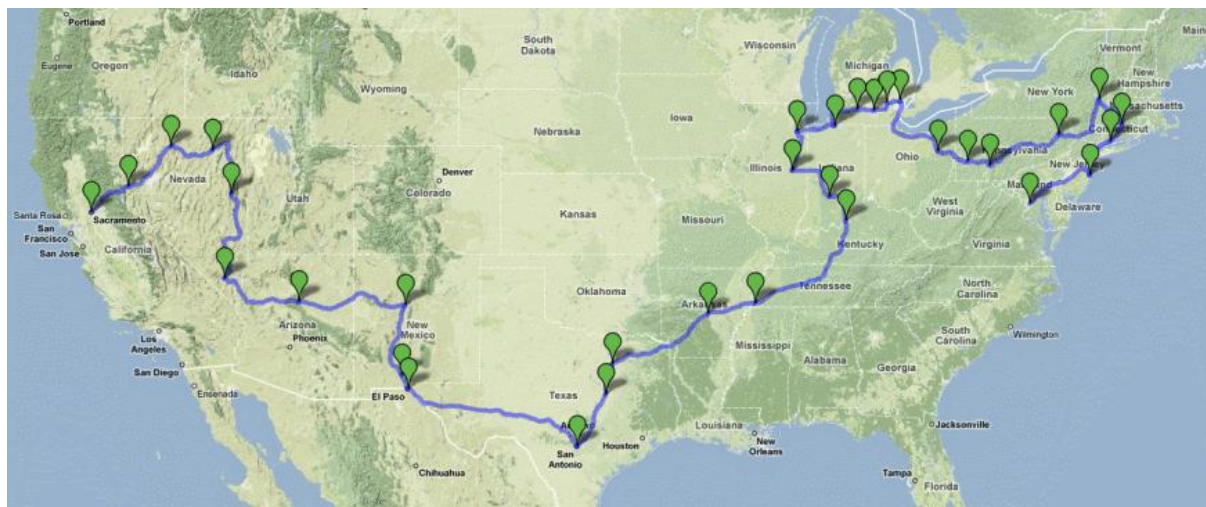
	Tea Party Republicans	All other Republicans	All others
	%	%	%
Male	59	52	45
Female	41	48	56
18 to 29	15	22	23
30 to 49	29	34	35
50 to 64	31	25	25
65+	25	19	18
Males, 18 to 49	27	30	26
Males, 50+	31	21	17
Females, 18 to 49	17	25	30
Females, 50+	24	22	24
East	18	18	23
Midwest	23	20	22
South	36	37	33
West	23	25	23
Less than high school	8	11	12
High school grad	30	29	30
Some college	31	31	26
College grad	30	29	30
Attend church weekly	37	32	24
Attend church nearly weekly/monthly	24	25	21
Attend church seldom/never	37	41	50
Married	66	55	43
Not married	33	43	54
Non-Hispanic white	86	83	58
Non-Hispanic black	2	3	19
Hispanic	8	11	16
Asian	1	1	2
Other	3	2	4

Aggregated polls conducted from September 2013 to September 2014

GALLUP®

Příloha č. 8: Tea Party Express trasa napříč Spojenými státy (mapa)

<http://www.teapartyexpress.org/161/tour-schedule-tea-party-express-i>



Příloha č. 9: Pravidla pro vypočítávání daní z příjmů ve Spojených státech (tabulka)

<http://www.forbes.com/sites/kellyphillipsrb/2014/10/30/irs-announces-2015-tax-brackets-standard-deduction-amounts-and-more/>

Individual Taxpayers

If Taxable Income Is Between:	The Tax Due Is:
0 - \$9,225	10% of taxable income
\$9,226 - \$37,450	\$922.50 + 15% of the amount over \$9,225
\$37,451 - \$90,750	\$5,156.25 + 25% of the amount over \$37,450
\$90,751 - \$189,300	\$18,481.25 + 28% of the amount over \$90,750
\$189,301 - \$411,500	\$46,075.25 + 33% of the amount over \$189,300
\$411,501 - \$413,200	\$119,401.25 + 35% of the amount over \$411,500
\$413,201 +	\$119,996.25 + 39.6% of the amount over \$413,200

1

Příloha č. 10: Pravidla pro vypočítávání daní z příjmů ve Spojených státech (tabulka)

<http://www.forbes.com/sites/kellyphillipsrb/2014/10/30/irs-announces-2015-tax-brackets-standard-deduction-amounts-and-more/>

Married Individuals Filing Joint Returns and Surviving Spouses

If Taxable Income Is Between:	The Tax Due Is:
0 - \$18,450	10% of taxable income
\$18,451 - \$74,900	\$1,845 + 15% of the amount over \$18,450
\$74,901 - \$151,200	\$10,312.50 + 25% of the amount over \$74,900
\$151,201 - \$230,450	\$29,387.50 + 28% of the amount over \$151,200
\$230,451 - \$411,500	\$51,577.50 + 33% of the amount over \$230,450
\$411,501 - \$464,850	\$111,324 + 35% of the amount over \$411,550
\$464,850 +	\$129,996.50 + 39.6% of the amount over \$464,850

Příloha č. 11: Pravidla pro vypočítávání daní z příjmů ve Spojených státech (tabulka)

<http://www.forbes.com/sites/kellyphillipsrb/2014/10/30/irs-announces-2015-tax-brackets-standard-deduction-amounts-and-more/>

Married Individuals Filing Separate Returns

If Taxable Income Is Between:	The Tax Due Is:
0 - \$9,225	10% of taxable income
\$9,226 - \$37,450	\$922.50 + 15% of the amount over \$9,225
\$37,451 - \$75,600	\$5,156.25 + 25% of the amount over \$37,450
\$75,601 - \$115,225	\$14,693.75 + 28% of the amount over \$75,600
\$115,226 - \$205,750	\$25,788.75 + 33% of the amount over \$115,225
\$205,751 - \$232,425	\$55,662 + 35% of the amount over \$205,750
\$232,426 +	\$64,998.25 + 39.6% of the amount over \$232,425

Příloha č. 12: Pravidla pro vypočítávání daní z příjmů ve Spojených státech (tabulka)

<http://www.forbes.com/sites/kellyphillipsrb/2014/10/30/irs-announces-2015-tax-brackets-standard-deduction-amounts-and-more/>

Heads of household

If Taxable Income Is Between:	The Tax Due Is:
0 - \$13,150	10% of taxable income
\$13,151 - \$50,200	\$1,315 + 15% of the amount over \$13,150
\$50,201 - \$129,600	\$6,872.50 + 25% of the amount over \$50,200
\$129,601 - \$209,850	\$26,772.50 + 28% of the amount over \$129,600
\$209,851 - \$411,500	\$49,192.50 + 33% of the amount over \$209,850
\$411,501 - \$439,000	\$115,737 + 35% of the amount over \$411,500
\$439,001 +	\$125,362 + 39.6% of the amount over \$439,000