



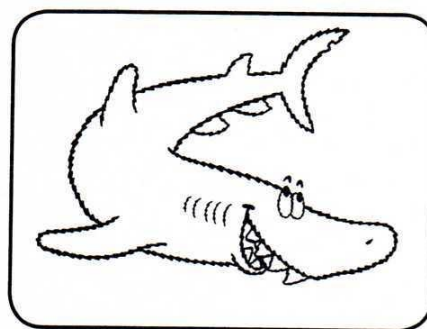



## Přílohy

Příloha č.1 - grafický list, Vašík, březen 2012





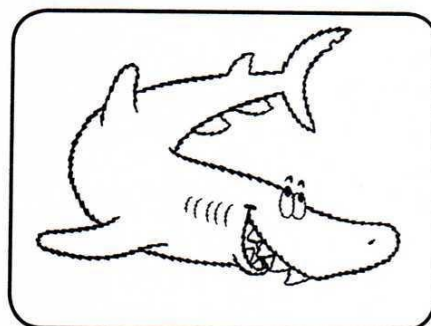

### POČÍTÁME SLABIKY

Nahlas pojmenuj zvířátko, které vidíš. Vybarvi tolik koleček, kolik slabik slyšíš. Dobře si prohlédni příklad!







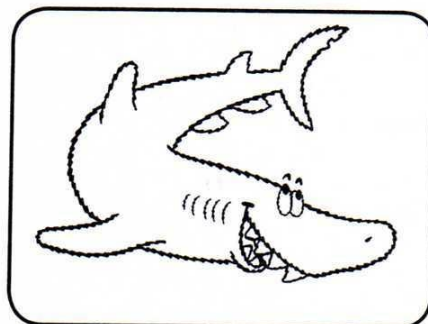

## POČÍTÁME SLABIKY

Nahlas pojmenuj zvířátko, které vidíš. Vybarvi tolik koleček, kolik slabik slyšíš. Dobře si prohlédni příklad!







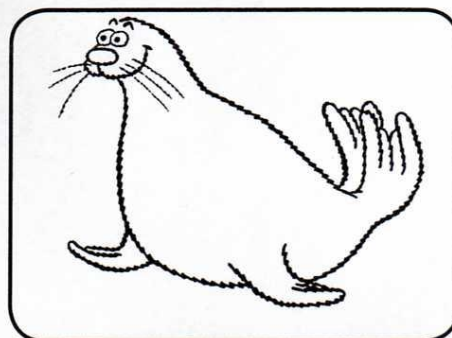
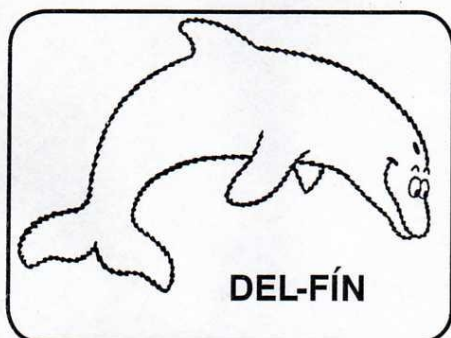
## POČÍTÁME SLABIKY

Nahlas pojmenuj zvířátko, které vidíš. Vybarvi tolik koleček, kolik slabik slyšíš. Dobře si prohlédni příklad!







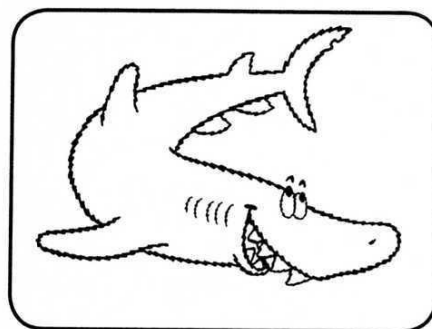
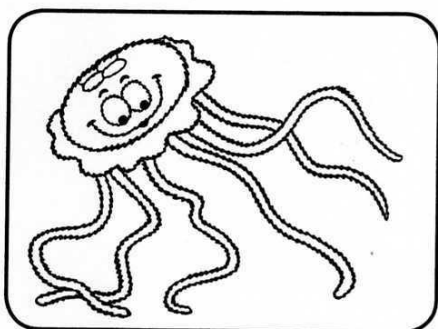
## POZNÁŠ VŠECHNA ZVÍŘÁTKA?

Pojmenuj nahlas zvířátka, která vidíš na obrázku. Potom vybarvi tolik puntíků, kolik slabik slyšíš. Příklad ti pomůže.



## POČÍTÁME SLABIKY

Nahlas pojmenuj zvířátko, které vidíš. Vybarvi tolik koleček, kolik slabik slyšíš. Dobře si prohlédni příklad!



## POČÍTÁME SLABIKY

Nahlas pojmenuj zvířátko, které vidíš. Vybarvi tolik koleček, kolik slabik slyšíš. Dobře si prohlédni příklad!

