

Prílohy

Príloha č.1A

Údaje k zákonu S.2611

S.2611 Mid-Year 2006	Subsector	Demand for	Net Total Expenditures	Immigrant Reports	All Reports	rt/2 half of all Reports	percentage	Net \$ Immigration expenditures
American Farm Bureau	BUS/agr	LS	2 872 977	10	73	36,5	27%	787 117
American Nursery & Landscape Assn	BUS/agr	LS	100 000	2	19	9,5	21%	21 053
Arkansas Farm Bureau	BUS/agr	LS	60 000	1	16	8	13%	7 500
Land O' Lakes Land O' Lakes	BUS/agr	LS	40 000	2	13	6,5	31%	12 308
Natl Council of Farmer Coops	BUS/agr	LS	493 000	2	19	9,5	21%	103 789
Natl Chicken Council	BUS/agr	LS	30 000	3	22	11	27%	8 182
Natl Milk Producers Federation	BUS/agr	LS	13 000	4	35	17,5	23%	2 971
Natl Turkey Federation	BUS/agr	LS	60 000	2	23	11,5	17%	10 435
Nestle USA	BUS/agr	LS H	450 000	2	53	26,5	8%	33 962
Associated Builders & Contractors	BUS/con	LS	1 000 000	3	17	8,5	35%	352 941
Centex Corp	BUS/con	LS	180 000	2	18	9	22%	40 000
Natl Assn of Home Builders	BUS/con	LS	100 000	4	61	30,5	13%	13 115
Brinker Intl	BUS/food	LS	40 000	4	16	8	50%	20 000
Churrascaria Fogo De Chao	BUS/food bev	LS	40 000	1	2	1	100%	40 000
American Horse Council	BUS/hosp	LS	40 000	2	16	8	25%	10 000
American Hotel & Lodging Assn	BUS/hosp	LS	120 000	2	21	10,5	19%	22 857
American Society of Travel Agents	BUS/hosp	LS	20 000	2	14	7	29%	5 714
Grand Hotel Company	BUS/hosp	LS	20 000	2	4	2	100%	20 000
Intercontinental Hotels Group	BUS/hosp	LS	120 000	2	10	5	40%	48 000
Intl Foodservice Distributors Assn	BUS/hosp	LS	303 738	2	28	14	14%	43 391
Intl Franchise Assn	BUS	LS	280 000					no data
Intl Pizza Hut Franchise Assn	BUS/hosp	LS	60 000	2	6	3	67%	40 000
MGM Mirage	BUS/hosp	LS	140 000	2	6	3	67%	93 333
Natl Club Assn	BUS/hosp	LS	60 000	2	8	4	50%	30 000
Natl Restaurant Assn	BUS/hosp	LS	10 000	4	34	17	24%	2 353
Travel Industry Assn of America	BUS/hosp	LS	150 000	3	16	8	38%	56 250
Natl Assn of Manufacturers	BUS/manuf	LS	240 000	8	62	31	26%	61 935
American Rental Assn	BUS/serv	LS	50 000	4	22	11	36%	18 182
Cummins Inc	BUS/misc	LS H	720 000	2	38	19	11%	75 789
Essential Worker Immigration Coalition	BUS/misc	LS	60 000					no data
Home Depot	BUS/misc	LS ag	330 000	6	32	16	38%	123 750
HR Policy Assn	BUS/misc	LS ag	360 000	2	8	4	50%	180 000
Miller Brewing Company	BUS/misc	LS	334 024					no data
U.S. Chamber of Commerce	BUS/misc	LS H	14 300 000	7	111	55,5	13%	1 803 604
Natl Multi-Housing Council	BUS/real estat	LS	470 000	2	27	13,5	15%	69 630
Natl Business Travel Assn	BUS/trans mis	LS	37 500	1	17	8,5	12%	4 412
Altria	BUS/tobacco	LS	6 800 000	2	127	63,5	3%	214 173
American Nurses Assn	BUS/health	LS	271 904	2	14	7	29%	77 687
Catholic Health Assn of the Catholic Health As	BUS/health	LS	320 000	2	11	5,5	36%	116 364
Commission on Graduates of Foreign Nursing S	BUS/health	LS	20 000	1	2	1	100%	20 000
Natl Assn of Community Health Centers	BUS/health	LS	380 000	2	28	14	14%	54 286
Natl Assn of Public Hospitals and Health Syste	BUS/health	LS	470 000	4	20	10	40%	188 000
42			31 966 143	2,9	27	13,71	33%	4 833 083
Accenture LLP	BUS/fin	HS	2 155 257	7	64	32	22%	471 462
Exxon Mobil	BUS	HS	6 320 000	2	71	35,5	6%	356 056
Society for Human Resource Mngmt	BUS	HS	100 413	2	12	6	33%	33 471
Time Warner	BUS	HS	1 960 000	3	119	59,5	5%	98 824
Anheuser-Busch	BUS/drinks	HS	190 000	5	95	47,5	11%	20 000
Halliburton	BUS/energy	HS	150 000	1	26	13	8%	11 538
American Electronics Assn	BUS/tech	HS	1 000 000	2	20	10	20%	200 000
Applied Materials Inc	BUS/tech	HS	300 000	2	11	5,5	36%	109 091

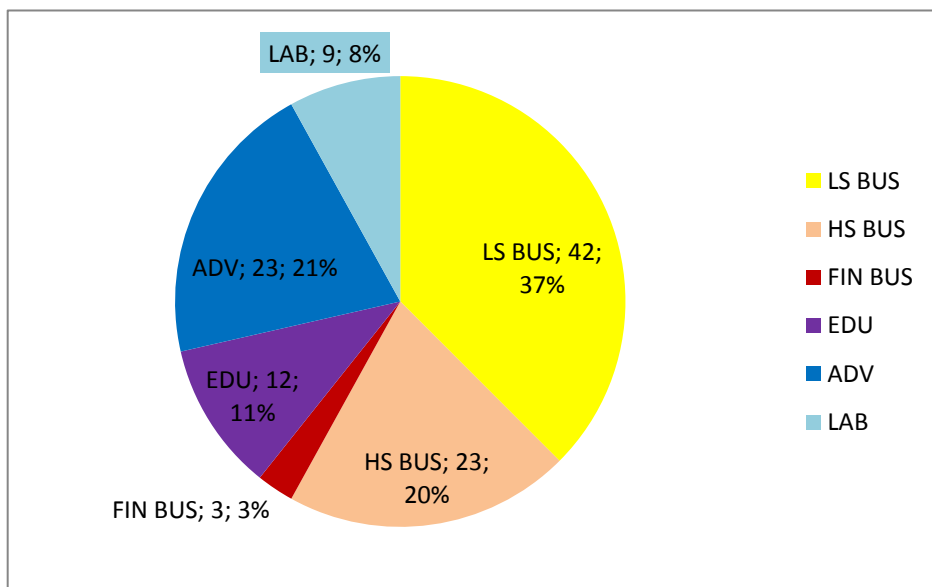
Digimarc Corporation	BUS/tech	HS	610 000	2	18	9	22%	135 556
eBay Inc	BUS/tech	HS	1 085 000	3	63	31,5	10%	103 333
Hewlett Packard Co	BUS/tech	HS	340 000	2	45	22,5	9%	30 222
Inst of Electrical & Electronics Engineers	BUS/tech	HS	60 000	2	17	8,5	24%	14 118
Micron Technology	BUS/tech	HS	980 000	4	32	16	25%	245 000
Microsoft Corp	BUS/tech	HS	5 100 000	13	94	47	28%	1 410 638
Oracle Corp	BUS/tech	HS	1 410 000	5	55	27,5	18%	256 364
Panasonic Corp of North America	BUS/tech	HS	920 000	2	28	14	14%	131 429
Qualcomm	BUS/tech	HS	1 960 000	2	44	22	9%	178 182
Semiconductor Industry Assn	BUS/tech	HS	420 000	4	33	16,5	24%	101 818
Texas Instruments	BUS/tech	HS	1 360 000	2	18	9	22%	302 222
Unisys Corp	BUS/tech	HS	680 000	2	34	17	12%	80 000
Electronic Data Systems Corp	BUS/tech issu	HS	1 939 040	0				
Cross Match Technologies	BUS/tech/def	HS za	260 000	2	9	4,5	44%	115 556
Chrysler Corp	BUS/tech/auto	HS	190 000	2	37	18,5	11%	20 541
23			29 489 710	3,1	43	21,48	19%	4 425 420
Natl Venture Capital Assn	BUS/fin	both	600 000	2	23	11,5	17%	104 348
Principal Financial Group	BUS/fin	both	900 000	2	24	12	17%	150 000
TALX Corp	BUS/fin	both	80 000	1	4	2	50%	40 000
3			1 580 000	1,7	17	8,5	28%	294 348
American Assn of Community Colleges	EDU	HS	30 000	2	12	6	33%	10 000
American Assn of Intensive English Programs	EDU	HS	NA	1	2	1	100%	no data
American Council of Education	EDU	HS	80 000					no data
Massachusetts Inst of Technology	EDU	HS	104 521	2	10	5	40%	41 808
NAFSA Assn of Intl Educators	EDU	HS	180 000	2	4	2	100%	180 000
Natl PTA	EDU	HS	210 000	2	30	15	13%	28 000
Northwestern Univ	EDU	HS	400 000	2	21	10,5	19%	76 190
Princeton Univ Princeton Univ	EDU	HS	60 000	2	12	6	33%	20 000
Univ of California	EDU	HS	360 000	2	52	26	8%	27 692
Univ of Nebraska	EDU	HS	80 000	2	20	10	20%	16 000
Univ of Pittsburgh	EDU	HS	260 000	2	36	18	11%	28 889
Univ of Wisconsin-Madison	EDU	HS	80 000					no data
12			1 844 521	1,9	20	9,95	38%	428 580
American Symphony Orchestra League	ADV		20 000	2	10	5	40%	8 000
American Legion	ADV		83 000	2	20	10	20%	16 600
Theodosiou Phillip/Theodosiou Consultants	ADV lob		60 000	2	22	11	18%	10 909
American Immigration Lawyers Assn	ADV		20 000	2	6	3	67%	13 333
American Jewish Committee	ADV		155 680	2	21	10,5	19%	29 653
Americans for Tax Reform	ADV		760 000	2	48	24	8%	63 333
America's Voice/CCIR	ADV		220 000	1	2	1	100%	220 000
Friends Committee on Natl Legislation	ADV		876 763	2	16	8	25%	219 191
Center for Individual Freedom	ADV ag		10 000	2	14	7	29%	2 857
FAIR	ADV ag		120 000	2	4	2	100%	120 000
Natl Immigration Forum	ADV ag		60 000	2	4	2	100%	60 000
Human Rights Campaign	ADV pro		520 969	2	30	15	13%	69 463
Mexican American Legal Defense & Education	ADV pro		55 000	1	5	2,5	40%	no data
Natl Council of La Raza	ADV pro		336 180	2	29	14,5	14%	46 370
Open Society Policy Center	ADV pro		620 000	2	16	8	25%	155 000
People for the American Way	ADV pro		116 894	2	29	14,5	14%	16 123
Tahirih Justice Center	ADV pro		20 000	2	4	2	100%	20 000
Anti-Defamation League	ADV/cath		60 000	2	18	9	22%	13 333
Americans for the Arts	ADV/entertainment		160 000	2	10	5	40%	64 000
Center for Community	ADV/human rights		40 000	1	4	2	50%	20 000
Natl Parks & Conservation Assn	envir		246 000	1	9	4,5	22%	54 667
Conf of Provincials of North America	GOV		20 000	2	4	2	100%	20 000
County of Los Angeles	GOV		120 000					no data
23			4 700 486	1,8	15	7,386	44%	1 242 832
AFL-CIO	LAB		820 000	5	103	51,5	10%	79 612
American Federation of State County & Municip	LAB		19 000 000					AFL CIO

Intl Union of Operating Engineers AFL-CIO	LAB		120 000	2	14	7	29%	34 286
Labor Ready	LAB		40 000	1	3	1,5	67%	26 667
Laborers' Intl Union of North America Change	LAB		10 000					AFL CIO
Natl Alliance for Worker & Employer Rights	LAB		38 000	1	3	1,5	67%	25 333
Sheet Metal Workers Intl Assn AFL-CIO	LAB		60 000	2	40	20	10%	6 000
United Brotherhood of Carpenters & Joiners of	LAB		60 000	2	15	7,5	27%	16 000
United Food & Commercial Workers Intl Union	LAB		340 000	2	22	11	18%	61 818
	9		20 488 000	2,1	29	14,29	32%	249 716
	112			2,9	27	13,71	33%	11 473 979

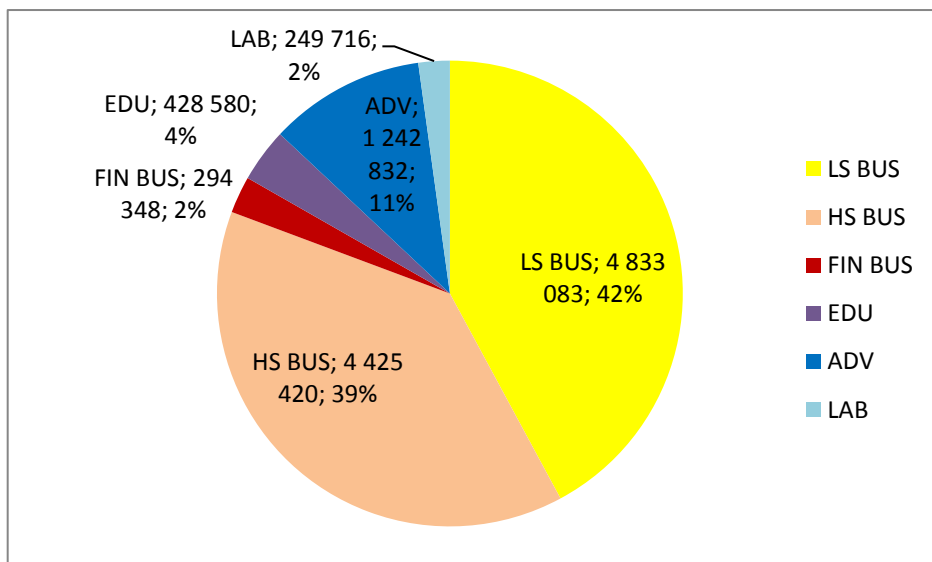
**Príloha č.1B Súhrn údajov k zákonu S.2611**

2006	počet	peniaze
LS BUS	42	4 833 083
HS BUS	23	4 425 420
FIN BUS	3	294 348
EDU	12	428 580
ADV	23	1 242 832
LAB	9	249 716
all	112	11 473 979

**Príloha č.1C Záujmové skupiny podľa počtu, zákon S.2611**



**Príloha č.1D Záujmové skupiny podľa výdajov, zákon S.2611**



## Priloha č.2A

## Údaje k zákonu S.1348

S.1348 and or S.1639 January to June 2007	Subjector	Demand for	et Total Expenditures	ri Immig. Reports	rt All Reports	rt/2 half of all Report	percent age p	ei \$ Immigration expenditure
Trueblue Inc	BUS/con	LS ver	40 000	2	6	3	67%	26 667
Intl Franchise Assn	BUS/		300 000					no data
Alabama Farmers Federation	BUS/agr	LS	100 000	under		american	farm	bureau
American Farm Bureau	BUS/agr	LS	2 570 000	12	114	57	21%	541 053
American Meat Institute	BUS/agr	LS	140 000	2	16	8	25%	35 000
American Nursery & Landscape Assn	BUS/agr	LS	100 000	4	17	8,5	47%	47 059
Dairy Farmers of America Inc	BUS/agr	LS	480 000	4	23	11,5	35%	166 957
Deere & Company	BUS/agr	LS	780 000	2	47	23,5	9%	66 383
First Pioneer Farm Credit	BUS/agr	LS	18 900	4	22	11	36%	6 873
National Council of Farmer Cooperati	BUS/agr	LS	460 000	2	23	11,5	17%	80 000
Natl Council of Farmer Cooperatives	BUS/agr	LS	460 000	2	21	10,5	19%	87 619
Natl Milk Producers Federation	BUS/agr	LS	276 000	4	28	14	29%	78 857
New York Farm Bureau Inc	BUS/agr	LS	40 000	2	26	13	15%	6 154
Oregon Farm Bureau Federation	BUS/agr	LS	40 000	under		american	farm	bureau
South East Dairy Farmer Assn	BUS/agr	LS	66 000	under		american	farm	bureau
Texas Farm Bureau	BUS/agr	LS	40 000	under		american	farm	bureau
Tree Care Industry Assn	BUS/agr	LS	20 000	2	4	2	100%	20 000
Western United Dairymen	BUS/agr	LS	33 000	2	12	6	33%	11 000
Associated Builders & Contractors	BUS/con	LS	1 020 000	3	9	4,5	67%	680 000
Centex Corp	BUS/con	LS	180 000	2	16	8	25%	45 000
Natl Assn of Home Builders	BUS/con	LS	1 320 000	4	50	25	16%	211 200
Natl Lumber & Building Material Dea	BUS/con	LS	159 151	2	23	11,5	17%	27 678
Natl Roofing Contractors Assn	BUS/con	LS	300 000	2	9	4,5	44%	133 333
Natl Utility Contractors Assn	BUS/con	LS	40 000	2	21	10,5	19%	7 619
Natl Electrical Contractors Assn	BUS/el co	LS	10 000	2	7	3,5	57%	5 714
Intl Assn of Amusement Parks & Attr	BUS/ente	LS	350 000	2	9	4,5	44%	155 556
Natl Club Assn	BUS/ente	LS	40 000	2	8	4	50%	20 000
JBS Swift & Company	BUS/food	LS	80 000	1	5	2,5	40%	32 000
Tyson Foods	BUS/food	LS	550 000	2	21	10,5	19%	104 762
United Fresh Produce Assn	BUS/food	LS	90 000	1	23	11,5	9%	7 826
Brinker Intl	BUS/food	LS	40 000	2	10	5	40%	16 000
Weyerhaeuser Co	BUS/fore	LS	1 060 000	1	32	16	6%	66 250
American Hotel & Lodging Assn Hou	BUS/hosp	LS	120 000	3	19	9,5	32%	37 895
Intercontinental Hotels	BUS/hosp	LS	200 000	2	13	6,5	31%	61 538
Intl Foodservice Distributors Assn	BUS/hosp	LS	338 840	2	27	13,5	15%	50 199
Mariott International Inc	BUS/hosp	LS	520 000	3	19	9,5	32%	164 211
MGM Mirage	BUS/Hos	LS	160 000	2	9	4,5	44%	71 111
Natl Restaurant Assn	BUS/hosp	LS	960 000	4	40	20	20%	192 000
Starwood Hotels & Resorts Worldwid	BUS/hosp	LS	500 000	2	12	6	33%	166 667
Travel Industry Assn of America	BUS/hosp	LS	120 000	4	24	12	33%	40 000
Natl Assn of Manufacturers	BUS/man	LS	400 000	3	48	24	13%	50 000
Cummins Inc	BUS/misc	LS HS	760 000	2	43	21,5	9%	70 698
Home Depot	BUS/misc	LS ag	680 000	5	33	16,5	30%	206 061
HR Policy Assn	BUS/misc	LS ag	313 950	2	13	6,5	31%	96 600
Miller Brewing Company	BUS/misc	LS	700 000	3	24	12	25%	175 000

Natl Assn of Wholesaler- Distributors	BUS/misc	LS	331 027	1	14	7	14%	47 290
U.S. Chamber of Commerce Chamber	BUS/misc	LS HS	11 780 000	10	146	73	14%	1 613 699
Amarillo EconomicDevelopment Corp	BUS/real	LS	80 000	2	8	4	50%	40 000
Natl Multi-Housing Council	BUS/real	LS and	310 000	2	18	9	22%	68 889
Natl Retail Federation	BUS/retai	LS	880 000	2	42	21	10%	83 810
Retail Industry Leaders Assn	BUS/retai	LS	200 000	2	42	21	10%	19 048
Wal-Mart Stores Inc	BUS/retai	LS	120 000	4	85	42,5	9%	11 294
Natl Business Travel Assn	BUS/trans	LS	79 500	3	24	12	25%	19 875
Alabama Employers for Immigration	BUS-AD	LS	20 000	2	4	2	100%	20 000
Mason Contractors Assn of America	BUS/con	LS	10 000	2	7	3,5	57%	5 714
American Nurses Assn	BUS/health	LS	497 766	2	18	9	22%	110 615
Assn of Independent Research Institut	BUS/health	LS	40 000	1	6	3	33%	13 333
Natl Assn of Community Health Cente	BUS/health	LS	280 000	2	31	15,5	13%	36 129
Natl Assn of Public Hospitals and Hea	BUS/health	LS	730 000	4	19	9,5	42%	307 368
Natl Hispanic Medical Assn	BUS/health	LS	10 000	0	0			no data
Golden Horizons	BUS/health	LS	240 250	2	18	9	22%	53 389
American Health Care Assn	BUS/health	LS	860 000	2	39	19,5	10%	88 205
Catholic Health Assn of the US	BUS/health	LS	280 000	2	11	5,5	36%	101 818
63			33 724 384	2,6552	25,138	12,789	31%	6 709 013
Altria Corporate Services Inc	BUS	HS	7 200 000	2	123	61,5	3%	234 146
Exxon Mobil	BUS	HS	6 440 000	2	93	46,5	4%	276 989
Federation of Korean Industries	BUS	HS	200 000	2	4	2	100%	200 000
New England Council	BUS (aca	HS	40 000	no reports				no data
Time Warner	BUS	HS	1 779 000	3	87	43,5	7%	122 690
Deloitte (& Touche)	BUS	HS	1 060 000	2	12	6	33%	353 333
Anheuser-Busch InBev	BUS/alco	HS	160 000	3	100	50	6%	9 600
United Technologies Corp	BUS/defe	HS	2 212 950	1	54	27	4%	81 961
Halliburton	BUS/en	HS	150 000	2	23	11,5	17%	26 087
Disney Worldwide Services	BUS/entertainme		2 140 000	2	28	14	14%	305 714
Business Roundtable	BUS/misc	HS	4 600 000	1	84	42	2%	109 524
Emerson Electric Co	BUS/misc	HS	294 200	1	11	5,5	18%	53 491
Essential Worker Immigration Coaliti	BUS/misc	under c	22 500	under chamber o				no data
Kimberly-Clark Corp	BUS/misc	HS	60 000	2	38	19	11%	6 316
Digimarc Corporation	BUS/tech	HS	90 000	2	24	12	17%	15 000
American Electronics Assn	BUS/tech	HS	1 000 000	2	22	11	18%	181 818
Applied Materials Inc	BUS/tech	HS	320 000	2	15	7,5	27%	85 333
CA Inc	BUS/tech	HS	424 072	2	18	9	22%	94 238
eBay Inc	BUS/tech	HS	985 000	2	55	27,5	7%	71 636
Hewlett Packard Co	BUS/tech	HS	1 120 000	6	96	48	13%	140 000
IBM	BUS/tech	HS	3 979 643	3	50	25	12%	477 557
Inst of Electrical & Electronics Engine	BUS/tech	HS	120 178	2	17	8,5	24%	28 277
Micron Technology	BUS/tech	HS	584 659	4	23	11,5	35%	203 360
Microsoft Corp	BUS/tech	HS	5 795 000	19	98	49	39%	2 247 041
Motorola	BUS/tech	HS	3 420 000	2	102	51	4%	134 118
Natl Assn of Computer Consultant Bu	BUS/tech	HS	40 000	2	6	3	67%	26 667
Network Appliance Inc	BUS/tech	HS	160 000	no reports				no data
Nokia Inc	BUS/tech	HS	110 000	2	18	9	22%	24 444
Oracle Corp	BUS/tech	HS	2 140 000	7	71	35,5	20%	421 972
Qualcomm	BUS/tech	HS	3 080 000	4	56	28	14%	440 000
Semiconductor Equipment and Materi	BUS/tech	HS	200 000	2	12	6	33%	66 667

Software & Information Industry Assn	BUS/tech	HS	300 000	2	18	9	22%	66 667
Texas Instruments	BUS/tech	HS	1 280 000	2	27	13,5	15%	189 630
Electronic Data Systems Corp	BUS/tech	HS	1 836 324	0	0			no data
Cross Match Technologies	BUS/tech	HS za	443 000	6	25	12,5	48%	212 640
Verizon & ITS AffiliatesExcept Veriz	BUS	HS	3 400 000	2	205	102,5	2%	66 341
General Electric Co	BUS/misc	HS	9 800 000	2	100	50	4%	392 000
37			66 986 526	2,9412	50,441	25,985	21%	7 365 257
Accenture LLP	BUS/fin	both	1 925 011	5	55	27,5	18%	350 002
Financial Services Roundtable	BUS/fin	both	3 160 000	1	84	42	2%	75 238
Goldman Sachs Group Inc	BUS/fin	both	1 340 000	1	61	30,5	3%	43 934
JP Morgan Chase & Co	BUS/fin	both	2 300 000	2	75	37,5	5%	122 667
Principal Financial Group	BUS/fin	both	200 000	2	39	19,5	10%	20 513
Ernst & Young	BUS/fin	both	1 337 060	2	41	20,5	10%	130 445
6			10 262 071	2,1667	59,167	29,583	8%	742 799
American Bar Assn	ADV leg	pro	660 000	2	52	26	8%	50 769
American Immigration Lawyers Assn	ADV leg	pro	80 000	2	4	2	100%	80 000
American Jewish Committee	ADV		108 619	2	24	12	17%	18 103
Americans for Immigration Control	ADV		10 000	4	8	4	100%	10 000
Americans for Tax Reform	ADV		597 000	1	49	24,5	4%	24 367
America's Voice/CCIR	ADV		420 000	2	4	2	100%	420 000
Center for Individual Freedom Center	ADV		10 000	2	19	9,5	21%	2 105
Center on Budget & Policy Priorities	ADV		251 938	1	15	7,5	13%	33 592
Coalition for Comprehensive Immigra	ADV		430 000	7	14	7	100%	430 000
Conf of Provincials of North America	ADV	not fou	20 000					no data
Human Rights First	ADV		60 000	2	6	3	67%	40 000
RetireSafe	ADV	not fou	47 575					no data
Natl American-Arab Anti-Discriminat	ADV	not fou	40 000					no data
FAIR FAIR	ADV ag		80 000	2	4	2	100%	80 000
Natl Immigration Forum Natl Immigr	ADV ag		40 000	2	4	2	100%	40 000
U.S. Border Control	ADV ag		20 000	4	8	4	100%	20 000
Families USA Foundation	ADV pro		20 000	2	9	4,5	44%	8 889
Immigration Voice	ADV pro	HS	40 000	2	4	2	100%	40 000
Natl Alliance for Worker &Employer	ADV pro		50 000	1	2	1	100%	50 000
Natl Council of La Raza	ADV pro		340 000	3	32	16	19%	63 750
Network (Wash. DC)	ADV pro		100 000	2	27	13,5	15%	14 815
Open Society Policy Center	ADV pro		580 000	2	13	6,5	31%	178 462
People for the American Way People	ADV pro		181 933	2	28	14	14%	25 990
Tahirih Justice Center Tahirih Justice	ADV pro		20 000	2	4	2	100%	20 000
Friends Committee on Natl Legislatio	ADV rel		865 902	2	21	10,5	19%	164 934
Anti-Defamation League	ADV/cath		60 000	2	16	8	25%	15 000
Siff & Lake LLP	ADV/lob		20 000	1	8	4	25%	5 000
American Legion	ADV		100 000	2	20	10	20%	20 000
League	ADV ente	HS vis	20 000	2	12	6	33%	6 667
English First			193 424	2	10	5	40%	77 370
Society for Human Resource Mngmt	ADV/BUS		872 303	4	18	9	44%	387 690
Green Industry Council	ADV		10 000	1	2	1	100%	10 000
32			6 348 694	2,2414	15,069	7,5345	54%	2 337 503
American Assn of Community Colleg	EDU	HS	30 000	2	14	7	29%	8 571
American Assn of Intensive English P	EDU	HS	10 000	2	4	2	100%	10 000
American Council on Education Ame	EDU	HS	149 089	2	18	9	22%	33 131



Assn of American Medical Colleges	EDU	HS	280 000	2	22	11	18%	50 909
California Institute of Technology	EDU	HS	60 000	1	9	4,5	22%	13 333
Compete America	EDU	HS	100 000	2	4	2	100%	100 000
Georgia Institute of Technology	EDU	HS	120 000	2	23	11,5	17%	20 870
Michigan State Univ	EDU	HS	140 000	2	29	14,5	14%	19 310
NAFSA Assn of Intl Educators	EDU	HS	190 000	2	4	2	100%	190 000
New Mexico State Univ	EDU	HS	40 000	2	12	6	33%	13 333
New York Univ	EDU	HS	240 000	2	29	14,5	14%	33 103
Northwestern Univ	EDU	HS	400 000	2	19	9,5	21%	84 211
Princeton Univ Princeton Univ	EDU	HS	80 000	1	13	6,5	15%	12 308
Rutgers Uni	EDU	HS	200 000	1	20	10	10%	20 000
Trustees of the Univ of Pennsylvania	EDU	HS	130 902					no data
Tulane Univ	EDU	HS	40 000	1	27	13,5	7%	2 963
Univ of Cincinnati	EDU	HS	40 000	1	9	4,5	22%	8 889
Univ of Chicago	EDU	HS	80 000	2	23	11,5	17%	13 913
Univ of Illinois	EDU	HS	60 000	2	40	20	10%	6 000
Univ of Iowa	EDU	HS	80 000	2	69	34,5	6%	4 638
Univ of Medicine & Dentistry of New	EDU	HS	120 000	4	52	26	15%	18 462
Univ of Pittsburgh	EDU	HS	180 000	2	30	15	13%	24 000
Univ of Southern California	EDU	HS	40 000	2	30	15	13%	5 333
Univ of Wisconsin Madison	EDU	HS	80 000					no data
24			2 889 991	1,8636	22,727	11,364	28%	693 277
AFL-CIO AFL-CIO	LAB		940 000	9	145	72,5	12%	116 690
Amalgamated Transit Union AFL/CIO	LAB		150 000	2	16	8	25%	37 500
Building & Construction Trades Dept	LAB	spendi	245 000					AFL CIO
Intl Assn of Bridge StructuralOrname	LAB	spendi	60 000					AFL CIO
Intl Brotherhood of Boilermakers Iron	LAB	spendi	20 000					AFL CIO
Intl Brotherhood of Electrical Worker	LAB		225 000	1	12	6	17%	37 500
Intl Brotherhood of Teamsters Change	LAB	spendi	225 000					AFL CIO
Intl Union of Bricklayers & Allied Cr	LAB	spendi	64 000					AFL CIO
Intl Union of Operating Engineers AF	LAB		140 000	2	15	7,5	27%	37 333
Intl Union of Painters & Allied Trades	LAB	spendi	na					AFL CIO
Laborers' Intl Union of North America	LAB	spendi	10 000					AFL CIO
Service Employees Intl Union	LAB		\$580000	5	56	28	18%	AFL CIO
Sheet Metal Workers Intl Assn AFL-C	LAB		60 000	2	35	17,5	11%	6 857
United American Nurses AFLCIO	LAB	spendi	10 000					AFL CIO
United Brotherhood of Carpenters &	LAB	spendi	60 000					AFL CIO
United Food & Commercial Workers	LAB		300 000	2	21	10,5	19%	57 143
United Steelworkers of America AFL	LAB	spendi	240 000					AFL CIO
American Federation Of State County	LAB	spendi	1 060 000					AFL CIO
County of Los Angeles	GOV		60 000	1	34	17	6%	3 529
19			3 869 000	3	41,75	20,875	17%	296 552
181				2,5268	30,756	15,575	31%	18 144 401



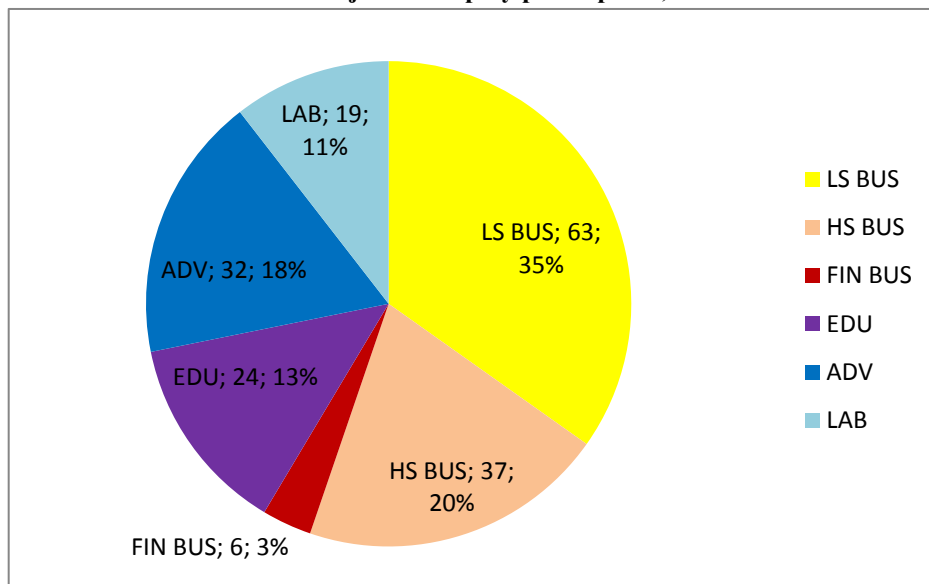
## Príloha č. 2B

## Súhrn údajov k zákonu S.1348

2007	počet	peniaze
LS BUS	63	6 709 013
HS BUS	37	7 365 257
FIN BUS	6	742 799
EDU	24	693 277
ADV	32	2 337 503
LAB	19	296 552
<b>all</b>	<b>181</b>	<b>18 144 401</b>

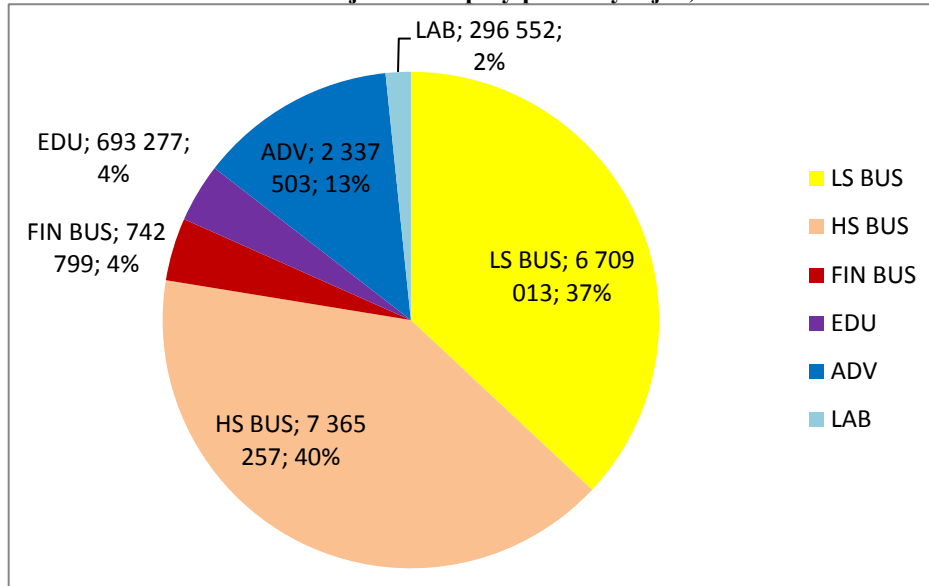
## Príloha č. 2C

## Záujmové skupiny podľa počtu, zákon S.1348



## Príloha č.2D

## Záujmové skupiny podľa výdajov, zákon S.1348



Clerk of the House of Representatives  
Legislative Resource Center  
B-106 Cannon Building  
Washington, DC 20515

Secretary of the Senate  
Office of Public Records  
232 Hart Building  
Washington, DC 20510

Secretary of the Senate  
Received: Aug 11, 2006

## LOBBYING REPORT

Lobbying Disclosure Act of 1995 (Section 5) - **All Filers Are Required To Complete This Page**

1. Registrant Name:

**PAUL HASTINGS JANOFSKY & WALKER**

2. Address:

875 15TH STREET, NW, WASHINGTON, DC 20005

3. Principal place of business (if different from line 2):

4. Contact Name: BO COOPER

Telephone: 202-551-1750

E-mail (optional): bocoooper@palhastings.com

Senate ID #: 30928-773

House ID #: 31149047

7. Client Name:  Self

**MICROSOFT CORP**

## TYPE OF REPORT

8. Year 2006 Midyear (January 1 - June 30):  **OR** Year End (July 1 - December 31):

9. Check if this filing amends a previously filed version of this report:

10. Check if this is a Termination Report:  => Termination Date: \_\_\_\_\_ 11. No Lobbying Activity:

## INCOME OR EXPENSES

Complete Either Line 12 **OR** Line 13

### 12. Lobbying Firms

**INCOME** relating to lobbying activities for this reporting period was:

Less than \$10,000:

\$10,000 or more:  => Income (nearest \$20,000): 200,000.00

Provide a good faith estimate, rounded to the nearest \$20,000, of all lobbying related income from the client (including all payments to the registrant by any other entity for lobbying activities on behalf of the client).

### 13. Organizations

**EXPENSES** relating to lobbying activities for this reporting period were:

Less than \$10,000:

\$10,000 or more:  => Expenses (nearest \$20,000): \_\_\_\_\_

### 14. Reporting Method.

Check box to indicate expense accounting method. See instructions for description of options.

- Method A.** Reporting amounts using LDA definitions only  
 **Method B.** Reporting amounts under section 6033(b)(8) of the Internal Revenue Code  
 **Method C.** Reporting amounts under section 162(e) of the Internal Revenue Code

Registrant Name: PAUL HASTINGS JANOFSKY & WALKER Client Name: MICROSOFT CORP

## LOBBYING ACTIVITY.

Select as many codes as necessary to reflect the general issue areas in which the registrant engaged in lobbying on behalf of the client during the reporting period. Using a separate page for each code, provide information as requested. Attach additional page(s) as needed.

15. General issue area code: IMM (one per page)

16. Specific lobbying issues:

Congressional oversight of high-skilled immigration reform issues; S. 2611, the "Comprehensive Immigration Reform Act of 2006"; S. 2691/H.R. 5744, the "Securing Knowledge, Innovation, and Leadership Act of 2006" or the "SKIL Act of 2006"

17. House(s) of Congress and Federal agencies contacted: **None**

18. Name of each individual who acted as a lobbyist in this issue area:

Name: BUFFENSTEIN, DARYL R  
Covered Official Position (if applicable): N/A

Name: COOPER, BO  
Covered Official Position (if applicable): N/A

19. Interest of each foreign entity in the specific issues listed on line 16 above: **None**

Signature: ON FILE Date: Aug 11, 2006

Printed Name and Title: LAWRENCE R. SIDMAN - PARTNER